





"Weatherproof" for outdoor installation



KF 2500 G



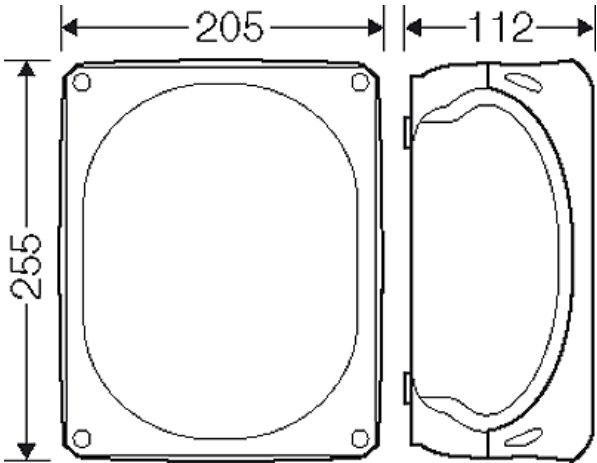



- without terminals
- with two cable entries M 32 from the rear side
- cable entries via knockouts, order AKM separately (see cable entry systems LES)
- "weatherproof" resistant to weather influences (UV due to solar radiation, protected against rainwater, temperature resistant, impact resistant, etc.)
- saltwater-proof
- "offshore applications"
- lid fasteners sealable without accessories
- external brackets for wall fixing included
- colour: grey, RAL 7035


rated insulation voltage	U _i = 1000 V a.c./d.c.
material	PC-GFS (polycarbonate)
degree of protection	IP 66 / IP 67 / IP 69 IP 67, temporary submersion IP 69, water pressure max. 100 bar, water temperature max. 80 °C, distance ≥ 0.15 m
mounting width	220 mm
mounting height	170 mm
max. installation depth	96 mm
width	255 mm
height	205 mm
depth	112 mm
weight	0,646 kg
in accordance with	IEC 60670-22
in accordance with	DNV GL - Certificate No: TAE00000EE

Drawings




Dimension drawing



”Weatherproof“ for outdoor installation




KF 2500 G

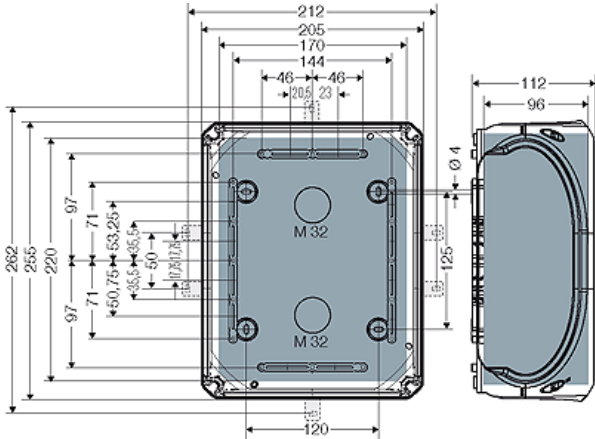




IP
66/67

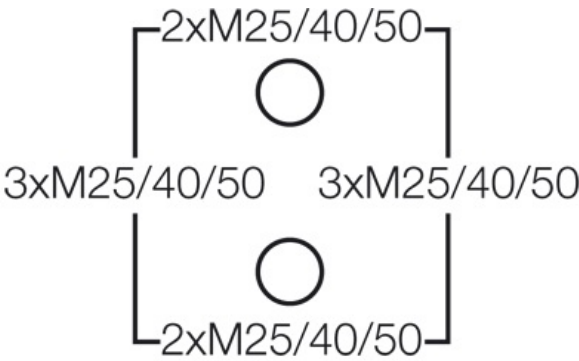
IP
69



Detail mass



Box walls



Operating and ambient conditions

Application area	Suitable for for outdoor installation (harsh environment and/or outdoor). To reduce the formation and accumulation of condensed water see technical information.
Resistant to occasional cleaning procedures (direct jet)	Resistance to occasional cleaning procedures (direct jet) with high-pressure cleaner without cleaning additives, water pressure: max 100 bar, water temperature: max 80 °C, distance ≥ 0.15 m, in accordance with DIN EN 60529:2014-09 (IEC 60529:2013) = IP 69. Only with cable entries HENSEL AKM or ASS.
Ambient temperature	Average value over 24 hours + 55 °C Maximum value + 70 °C Minimum value - 25 °C
Fire protection in the event of internal faults	Demands placed on electrical devices from standards and laws Minimum requirements - Glow wire test in accordance with IEC 60695-2-11: - 650°C for boxes and cable glands - 850°C for parts of insulating material necessary to retain current carrying parts in position
Burning behaviour	Glow wire test IEC 60695-2-11: 960 °C UL Subject 94: V-0 flame-retardant self-extinguishing
Degree of protection against mechanical load	IK09 (10 Joule)
Toxic behaviour	halogen-free

"Weatherproof" for outdoor installation

	KF 2500 G			
				

silicone-free
"halogen-free" in accordance with the examination of the cables
and insulated wires - corrosiveness of fumes - as per IEC 60754-2

Note: For material properties see technical data.