

”Weatherproof“ for outdoor installation



KF 0202 B

- 0.75-2.5 mm², Cu 3~

IP
66/67

IP
69





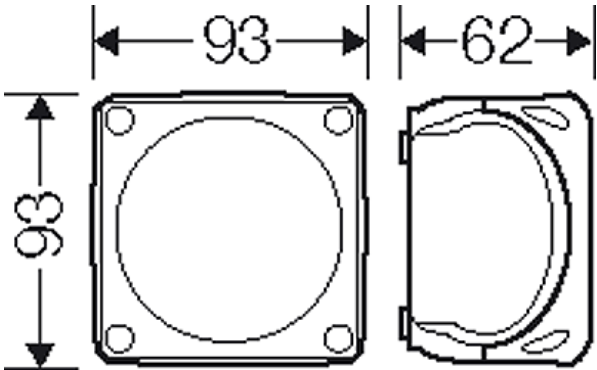


- terminal with 2 clamping units per pole
- 5-pole per pole 8 x 0,75 mm² f, 6 x 1,5 mm² r / f, 4 x 2,5 mm² r / f, 2 x 4 mm² r / f
- cable entries via knockouts, order ASS separately (see cable entry systems LES)
- "weatherproof" resistant to weather influences (UV due to solar radiation, protected against rainwater, temperature resistant, impact resistant, etc.)
- saltwater-proof
- "offshore applications"
- lid fasteners sealable without accessories
- retaining strap and external brackets for wall fixing included
- colour: black, RAL 9011


| | |
|--------------------------------|---|
| rated insulation voltage | U _i = 690 V a.c./d.c. |
| rated current: | 20 A |
| material | PC-GFS (polycarbonate) |
| degree of protection | IP 66 / IP 67 / IP 69 IP 67, temporary submersion IP 69, water pressure max. 100 bar, water temperature max. 80 °C, distance ≥ 0.15 m |
| width | 93 mm |
| height | 93 mm |
| depth | 62 mm |
| weight | 0,137 kg |
| tightening torque for terminal | 0.5 Nm |
| in accordance with | IEC 60670-22 |
| in accordance with | DNV GL - Certificate No: TAE00000EE |

Drawings

Dimension drawing



”Weatherproof“ for outdoor installation




KF 0202 B

- 0.75-2.5 mm², Cu 3~

IP 66/67

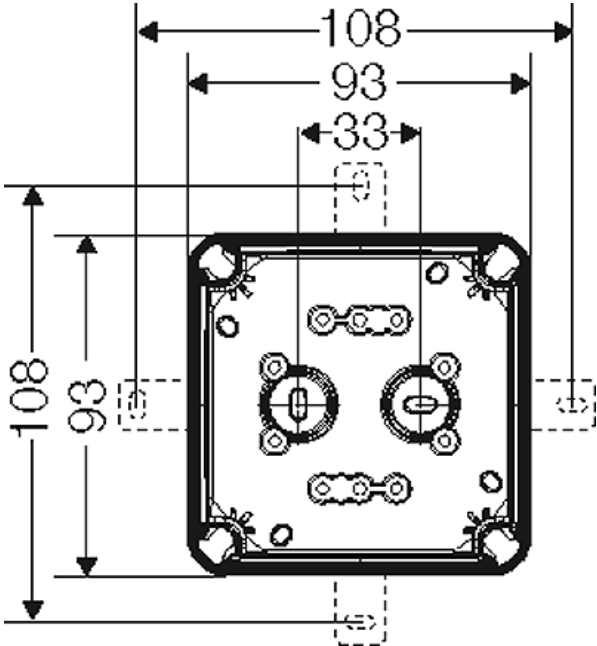
IP 69



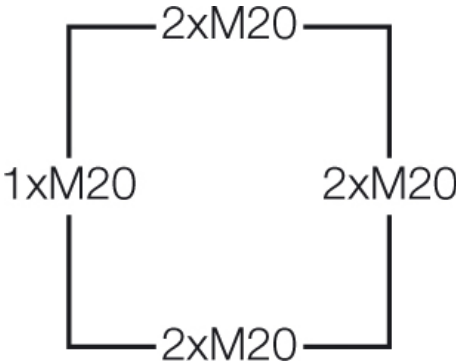




Detail mass



Box walls



Operating and ambient conditions

| | |
|--|---|
| Application area | Suitable for outdoor installation (harsh environment and/or outdoor). To reduce the formation and accumulation of condensed water see technical information. |
| Resistant to occasional cleaning procedures (direct jet) | Resistance to occasional cleaning procedures (direct jet) with high-pressure cleaner without cleaning additives, water pressure: max 100 bar, water temperature: max 80 °C, distance ≥ 0.15 m, in accordance with DIN EN 60529:2014-09 (IEC 60529:2013) = IP 69. Only with cable entries HENSEL AKM or ASS. |
| Ambient temperature | Average value over 24 hours + 55 °C Maximum value + 70 °C Minimum value - 25 °C |
| Relative humidity | 50% at 40° C short-time 100% at 25° C |
| Fire protection in the event of internal faults | Demands placed on electrical devices from standards and laws Minimum requirements |

”Weatherproof“ for outdoor installation



KF 0202 B

- 0.75-2.5 mm², Cu 3~





- Glow wire test in accordance with IEC 60695-2-11:
- 650°C for boxes and cable glands
- 850°C for parts of insulating material necessary to retain current carrying parts in position

Burning behaviour

Glow wire test IEC 60695-2-11: 960 °C
UL Subject 94: V-0
flame-retardant
self-extinguishing

Degree of protection against mechanical load

IK09 (10 Joule)

Toxic behaviour

halogen-free
silicone-free
"halogen-free" in accordance with the examination of the cables and insulated wires - corrosiveness of fumes - as per IEC 60754-2

Note:

For material properties see technical data.