

For aluminium (Alu) and copper (Cu) conductors



K 7051

- 2.5-50 mm², Cu/Alu 3~

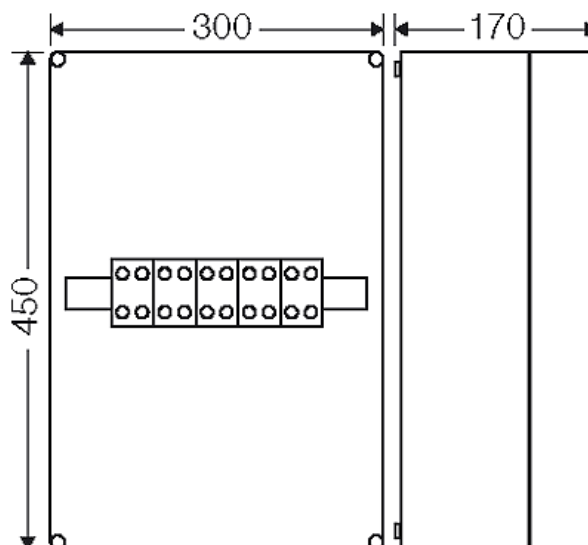


- with terminals
- 5-pole per pole 4 x 2.5-50 mm², conductors are inserted into the screw-type terminal, terminal technology, see annex DK Cable junction boxes
- sealable
- order cable glands, flanges and other accessories separately as required
- Before connecting, aluminum conductors must be pre-treated according to the appropriate technical recommendations, see technical information aluminum conductors
- for normal environment and protected outdoor
- colour: grey, RAL 7035

rated insulation voltage	U _i = 800 V a.c./d.c.
rated current:	Cu 160 A Alu 145 A
material	PC (Polycarbonate)
degree of protection	IP 65
conductor cross section	Cu 4 x 2,5-50 mm ² copper/aluminium 4 x 6-50 mm ²
width	300 mm
height	450 mm
depth	170 mm
weight	3,142 kg
tightening torque for terminal	4,0 Nm 2,5 - 4 mm ² 12,0 Nm 6 - 50 mm ²

Drawings

Dimension drawing



For aluminium (Alu) and copper (Cu) conductors

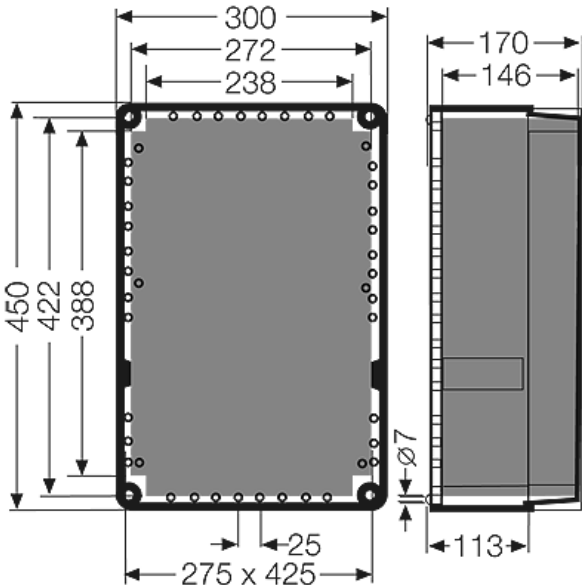


K 7051

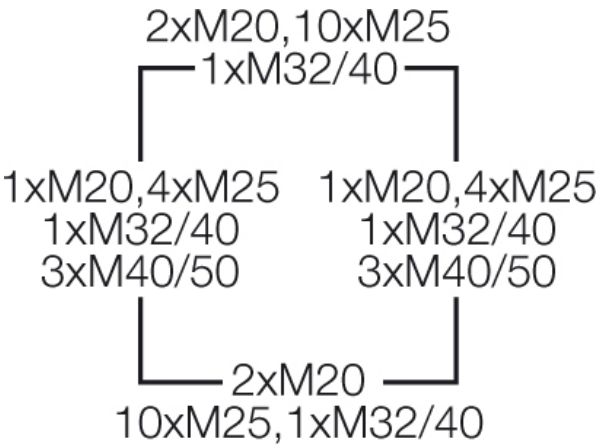
- 2.5-50 mm², Cu/Alu 3~

IP
65

Detail mass



Box walls



Operating and ambient conditions

Application area	Suitable for indoor installation and outdoor installation, protected against weather influences
Resistant to occasional cleaning procedures (direct jet)	Resistant to occasional cleaning procedures (direct jet) with high-pressure cleaner without additives, water pressure: max. 100 bar, water temperature: max. 80° C, distance => 0,15 m, in accordance with the requirements IP 69, enclosure and cable glands at least IP 65
Ambient temperature	Average value over 24 hours + 35 °C Maximum value + 40 °C Minimum value - 25 °C
Relative humidity	50% at 40° C short-time 100% at 25° C
Fire protection in the event of internal faults	Demands placed on electrical devices from standards and laws Minimum requirements - Glow wire test in accordance with IEC 60695-2-11:

For aluminium (Alu) and copper (Cu) conductors



K 7051

- 2.5-50 mm², Cu/Alu 3~

IP
65

- 650°C for boxes and cable glands
 - 850°C for parts of insulating material necessary to retain current carrying parts in position

Glow wire test IEC 60695-2-11: 960 °C
 UL Subject 94: V-2
 flame-retardant
 self-extinguishing

IK08 (5 Joule)

halogen-free
 silicone-free
 "halogen-free" in accordance with the examination of the cables and insulated wires - corrosiveness of fumes - as per IEC 60754-2

For material properties see technical data.