

Presence detector

# Dual US

DIM

EAN 4007841 007867

**STEINEL**<sup>®</sup>  
PROFESSIONAL



ultrasonic sensor  
360°



3 x 20 m

**DIM**

1 - 10 V

**2000w**

max. 2000 W



10 - 1000 lux



ideal 2,5 - 3,5 m



indoor sensor

**TEACH**

Teach mode

**iQ**

IQ-mode



energy saving

## Function description

Watches over the entire corridor. And can see around corners. DUAL US ultrasonic motion detector, ideal for corridors and passageways. Reliable detection within 20 m, envelops objects as opposed to penetrating them, detection regardless of temperature, electronically adjustable reach, DIM for controlling and switching light ON and OFF.

## Technical specifications

Type	Presence detector
Dimensions (L x W x H)	120 x 120 x 73 mm
Mains power supply	220 – 240 V / 50 – 60 Hz
Sensor Technology	Ultrasonic
Application, place	Indoors
Application, place, room	corridor, aisle
Installation site	ceiling
Type of installation	Concealed wiring
Electronic scalability	Yes
Mechanical scalability	No
Mounting height	2,50 – 3,50 m
Optimum mounting height	2,8 m
Detection angle	360 °
Sneak-by guard	Yes
Reach, radial	20 x 3 m (60 m²)
Reach, tangential	20 x 3 m (60 m²)
Twilight setting TEACH	Yes

Twilight setting	100 – 1000 lx
Time setting	30 s – 30 Min.
Number of electronic ballasts, DIM interface	50
Constant-lighting control	Yes
Basic light level function	Yes
With remote control	Yes
Interconnection	Yes
Type of interconnection	Master/slave, Master/master
IP rating	IP20
Material	Plastic
Ambient temperature	-25 – 55 °C
Colour	white
Colour, RAL	9010
Manufacturer's Warranty	5 years
Version	DIM
PU1, EAN	4007841007867

Presence detector

# Dual US

DIM

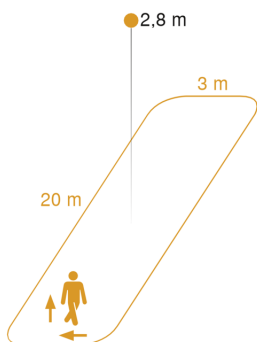
EAN 4007841 007867

**STEINEL**<sup>®</sup>  
PROFESSIONAL

## Accessories

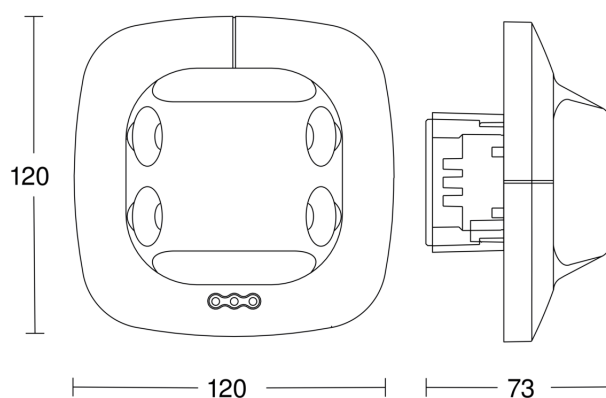
EAN 4007841 009151	Remote control Smart Remote
EAN 4007841 592806	User remote control RC5
EAN 4007841 559410	Service remote control RC8

## Detection Zone

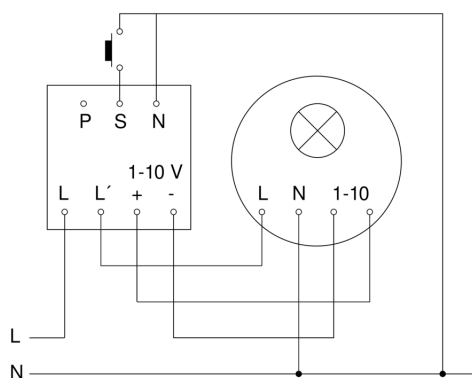


Mögliche Montagehöhe: 2,50 m – 3,50 m  
Orange: radial und tangential

## Dimension Drawing



## Master circuit diagram



## Master/slave interconnection circuit diagram

