

HF 3360

COM1 - concealed, sq.
EAN 4007841 033675
Article number 033675



high frequency
sensor 360°



max. Ø 8 m

2000 W

2000 W max. (LED-
ready)



IP20



2 - 1000 lux



5 sec - 15 min



manual override 4h



ideal 2 - 2,8 m

Teach

Teach mode



energy saving

Function description

Perfection through and through. High-frequency motion detector HF 3360, ideal for basement corridors, stairwells, multi-storey car parks, installation height 2.8 m, 360° angle of coverage, reach 1 – 8 m (radial), detection regardless of temperature, HF-sensor technology also detects movement through glass, wood and stud walls, heavy-duty relay for high switching capacity. Available either in round or square surface-mounted and concealed version.

Technical specifications

Dimensions (L x W x H)	64 x 94 x 94 mm	LED lamps > 8 W	600 W
Manufacturer's Warranty	5 years	Capacitive load in µF	176 µF
Settings via	Remote control, Potentiometers, Smart Remote	Technology, sensors	High frequency, Light sensor
With remote control	No	Mounting height	2,00 – 4,00 m
Version	COM1 - concealed, sq.	Mounting height max.	4,00 m
PU1, EAN	4007841033675	Optimum mounting height	2,8 m
Type	Motion detectors	HF-system	5,8 GHz
Application, place	Indoors	Detection	also through glass, wood and stud walls
Application, room	function room / ancillary room, stairwell, WC / washroom, multi-storey / underground car park, Indoors	Detection angle	360 °
Colour	white	Angle of aperture	180 °
Colour, RAL	9003	Sneak-by guard	Yes
Includes corner wall mount	No	Capability of masking out individual segments	No
Installation site	wall, ceiling, corner	Electronic scalability	Yes
Installation	Concealed wiring, Wall, Ceiling, corner	Mechanical scalability	No
		Reach, radial	Ø 8 m (50 m²)
		Reach, tangential	Ø 8 m (50 m²)

HF 3360

COM1 - concealed, sq.
 EAN 4007841 033675
 Article number 033675



Technical specifications

IP-rating	IP20
Ambient temperature	-20 – 50 °C
Material	Plastic
Mains power supply	220 – 240 V / 50 – 60 Hz
Switching output 1, resistive	2000 W
Switching output 1, number of LEDs / fluorescent lamps	8 pcs.
Fluorescent lamps, electronic ballast	1500 W
Fluorescent lamps, uncorrected	1000 VA
Fluorescent lamps, series-corrected	400 VA
Fluorescent lamps, parallel-corrected	400 VA
Switching output 1, low-voltage halogen lamps	2000 VA
LED lamps < 2 W	100 W
LED lamps > 2 W < 8 W	300 W

Transmitter power	< 1 mW
Functions	Normal / test mode, Manual ON / ON-OFF
Twilight setting	2 – 1000 lx
Time setting	5 s – 15 Min.
Basic light level function	No
Main light adjustable	No
Twilight setting TEACH	Yes
Constant-lighting control	No
Interconnection	Yes
Type of interconnection	Master/master
Interconnection via	Cable

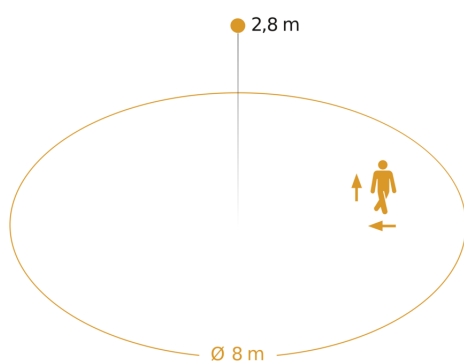
Accessories

EAN 4007841 009151	Remote control Smart Remote
EAN 4007841 559410	Service remote control RC8
EAN 4007841 035174	Corner wall mount 3000
EAN 4007841 056681	Black cover for HF 3360

HF 3360

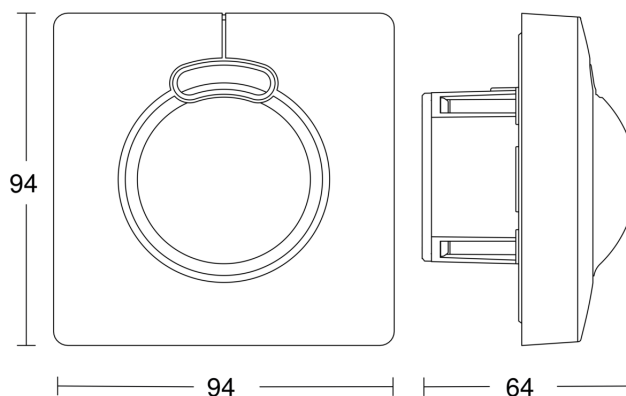
COM1 - concealed, sq.
EAN 4007841 033675
Article number 033675

Detection Zone

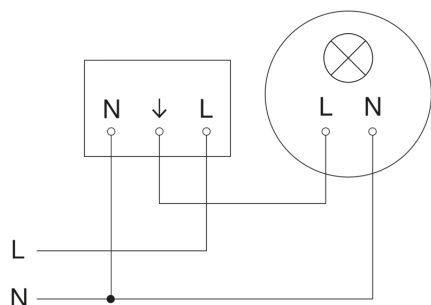


Possible mounting height: 2,00 m – 4,00 m
Orange: radial and tangential

Dimension Drawing



Master circuit diagram



HF 3360

COM1 - concealed, sq.
EAN 4007841 033675
Article number 033675

Master/slave interconnection circuit diagram

