

Dual US

COM1 - in-ceiling installation
EAN 4007841 079598
Article number 079598



ultrasonic sensor
360°



3 x 20 m

2000 W

2000 W max. (LED-ready)



IP20



ideal 2,5 - 3,5 m



indoor sensor

iQ

iQ-mode

Teach

Teach mode



energy saving

5 years

manufacturer's
warranty steinel-
professional.de/
garantie

Function description

Watches over the entire corridor. And can see around corners. Dual US ultrasonic motion detector, ideal for corridors and passageways. Reliable detection within 20 m, envelops objects as opposed to penetrating them, detection regardless of temperature, electronically adjustable reach, COM1 for switching light ON and OFF.

Technical specifications

Dimensions (L x W x H)	109 x 120 x 120 mm
Manufacturer's Warranty	5 years
Settings via	Remote control, DIP switches, Potentiometers, Smart Remote
With remote control	Yes
Version	COM1 - in-ceiling installation
PU1, EAN	4007841079598
Type	Presence detector
Application, place	Indoors
Application, room	corridor / aisle, Indoors
Colour	white
Colour, RAL	9010
Includes corner wall mount	No
Installation site	ceiling
Installation	In-ceiling installation, Ceiling
IP-rating	IP20
Ambient temperature	-25 – 55 °C

Optimum mounting height	2,8 m
Ultrasonic technology	40 kHz
Detection angle	Aisle, 360 °
Angle of aperture	180 °
Sneak-by guard	Yes
Capability of masking out individual segments	No
Electronic scalability	Yes
Mechanical scalability	No
Reach, radial	20 x 3 m (60 m ²)
Reach, tangential	20 x 3 m (60 m ²)
Functions	Normal / test mode, Semi-/fully automatic, Pushbutton / switch mode, Manual ON / ON-OFF
Twilight setting	10 – 1000 lx
Time setting	30 s – 30 Min.
Basic light level function	No
Main light adjustable	No

Dual US

COM1 - in-ceiling installation
EAN 4007841 079598
Article number 079598



Technical specifications

Material	Plastic	Twilight setting TEACH	Yes
Mains power supply	220 – 240 V / 50 – 60 Hz	Constant-lighting control	No
Sensor Technology	Ultrasonic	Interconnection	Yes
Mounting height	2,50 – 3,50 m	Type of interconnection	Master/master, Master/slave
Mounting height max.	3,50 m	Interconnection via	Cable

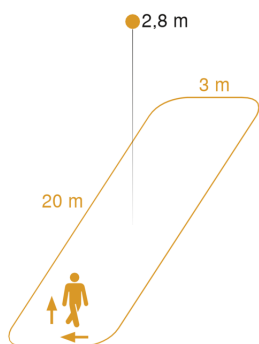
Accessories

EAN 4007841 009151	Remote control Smart Remote
EAN 4007841 559410	Service remote control RC8

Dual US

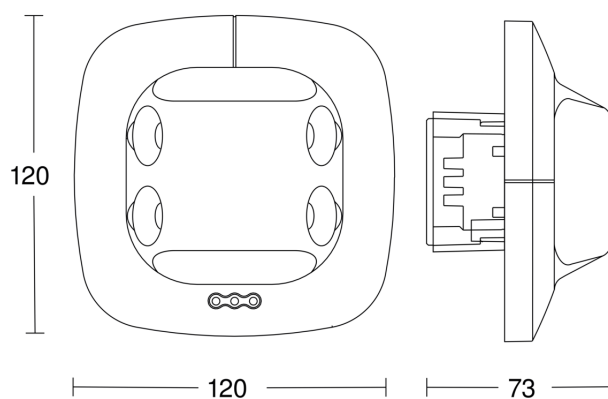
COM1 - in-ceiling installation
EAN 4007841 079598
Article number 079598

Detection Zone

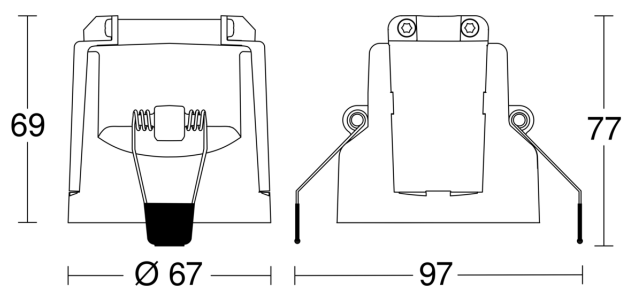


Mögliche Montagehöhe: 2,50 m – 3,50 m
Orange: radial und tangential

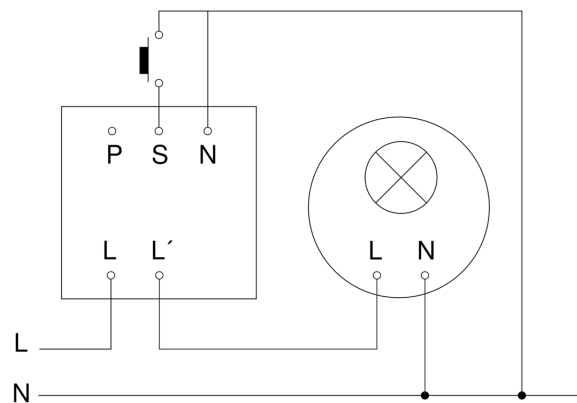
Dimension Drawing 1



Dimension Drawing 2



Master circuit diagram



The diagram illustrates a three-phase motor control circuit. It features three contactors labeled P, S, and N, each with three main contacts (L, L', N) and three auxiliary contacts (P, S, N). A thermal relay is represented by a circle with a diagonal cross, labeled L and N. The circuit is connected to a three-phase supply (L, N) and includes a stop button (represented by a square with a diagonal line) and a reset button (represented by a circle with a diagonal line). The contactors are interlocked to ensure safe operation.