


## ETN4-1999


**3**  
 YEAR warranty

THERMOSTATS FOR UNDERFLOOR HEATING

# All-in-one Thermostat - For DIN Rail Mounting

An “all-in-one” thermostat with extended temperature control range, suitable for a wide range of applications. Easy to operate and programme.

- The “all-in-one” thermostat is perfect for the application types:
  - Electrical floor heating
  - Frost protection
  - Ice & Snow melting
  - Cooling
- Extended temperature range -19.5° to +70°C.
- Input for night setback and frost protection.
- Now also with cooling application – invertible relay function and differential temperature.
- Optimum safety due to built-in 2 pole 16 Amp interrupter.
- Easy menu navigation and programming. Programming is easy, ensuring the fastest and easiest set-up.
- Big backlit display.
- Delivered with new thin floor sensor, which makes mounting of sensor more comfortable than ever.

## PRODUCT PROGRAMME

| TYPE         | PRODUCT   |
|--------------|---|
| ETN4-1999    | “All-in-one” thermostat for DIN Rail mounting<br>incl. floor sensor |
| ETF-944/99-H | Remote room sensor  |
| ETF-144/99T  | Thin floor sensor   |
| MM-7595      | Electronic Day/Week timer for DIN Rail                              |
| ETNK         | Cover box for wall  |

## “ALL-IN-ONE” NOW MEANS MUCH MORE

### The “all-in-one” Thermostat

Comes with room sensing, room sensing and floor limitation, floor sensing mode only and regulator mode.

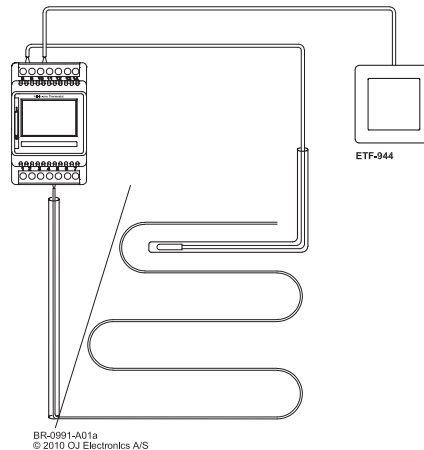
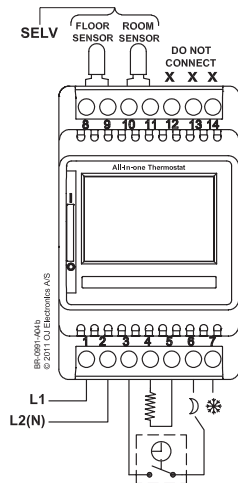
If you need a thermostat for floor heating control, sauna, frost protection of pipes or cooling applications, the ETN4-1999 is an obvious choice.

### Large Differential Temperature Range

The thermostat has a large differential temperature range of 6°C, for either lowering the cycle time of the relay or specifically to reduce the number of start cycles.

### Galvanic Isolation

The new thin OJ sensor is of course supplied together with this thermostat. Furthermore, there is no restriction in using your current floor sensor even when from another supplier.



### Night Setback

The input for night setback can be set to increase and decrease the temperature.

The thermostat can also decrease the heating period in %, when set to regulator mode.

### Frost Protection

The input for frost protection can be set in thermostat mode as well as in regulator mode.

### Invertible Relay Feature

The relay function can be inverted so that the thermostat can be used for cooling applications. Here the variable differential, up to 6°C, is also an advantage.

### Two External sensors

It is possible to attach two external sensors to the thermostat for controlling a room thermostat with a floor limit sensor, protecting expensive wooden floor coverings from overheating.

### Two individual inputs for setback temperatures

The thermostat has built-in individual connectors for setting night setback and frost protection mode.

| MODE             | TEMPERATURE                                |
|------------------|--|
| NIGHT SETBACK    | Lowering or increasing temperature by 10°C |
| FROST PROTECTION | Securing temperatures between 0 to +10°C   |

### Connector for easy „daisy chain“ of control wire.

The thermostat can easily be mounted and wired side by side due to the spare live connector.

### Built-in 2 Pole Interrupter

The built-in interrupter gives the best safety, and according to local regulations in some countries an external interrupter can be left out.

### TECHNICAL DATA

|                                      |   |
|--------------------------------------|---|
| Supply voltage                       | 230V AC $\pm 10\%$ 50/60Hz                  |
| Standby power                        | 0,5 Watt                                    |
| Output relay SPST                    | 16A, resistive load or<br>1A inductive load |
| Interrupter                          | 2-pole, 16A                                 |
| Control temperature range (extended) | -19,5 to +70°C                              |
| Control accuracy                     | $\pm 0,4^\circ\text{C}$                     |
| Floor limit range                    | -19,5/+70°C                                 |
| Ambient temperature                  | -19,5/+55°C during operation                |
| Night setback relative               | -19,5/+30°C                                 |
| Night setback regulator              | 1-100%                                      |
| Frost protection Abs.                | 0-10°C                                      |
| Frost protection regulator           | 1-100%                                      |
| Regulation principle                 | PWM / PI or ON/OFF                          |
| Housing                              | IP20  |
| Sensor type                          | NTC (12 K $\Omega$ ) 3m. max. 100m          |
| Display                              | Segment – backlit                           |
| Dimensions, (H/W/D)                  | 88,5 / 52,9 / 57,3 mm                       |

