



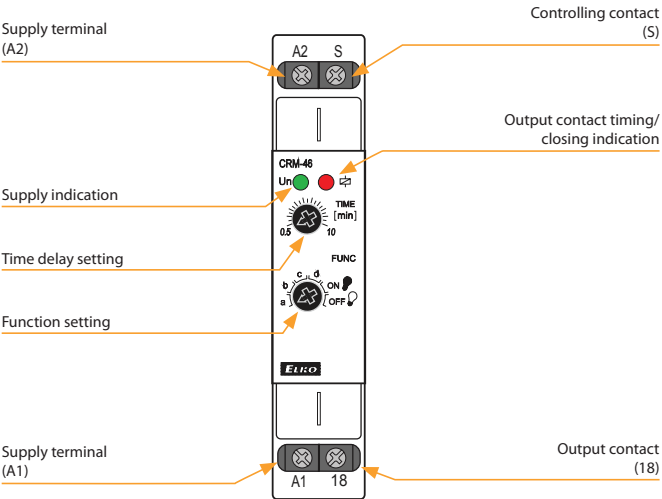
EAN code
CRM-46: 8595188174916

Technical parameters		CRM-46
Number of functions:	6	
Supply terminals:	A1 - A2	
Supply voltage:	AC 230 V (50/60 Hz)	
Consumption max.:	3 VA/1.6 W	
Max. dissipated power (Un + terminals):	4 W	
Supply voltage tolerance:	-15 %; +10 %	
Supply indication:	green LED	
Time ranges:	0.5 - 10 min	
Time setting:	potentiometer	
Time deviation:	5 % - mechanical setting	
Repeat accuracy:	5 % - set value stability	
Temperature coefficient:	0.01 %/°C, at = 20 °C (0.01 %/°F, at = 68 °F)	
Output		
Number of contacts:	1x NO - SPST (AgSnO ₂), switches potencial A1	
Current rating:	16 A/AC1	
Breaking capacity:	4000 VA/AC1, 384 W/DC	
Inrush current:	30 A/< 3 s	
Switching voltage:	250V AC/24V DC	
Output indication:	red LED	
Mechanical life:	10.000.000 operations	
Electrical life (AC1):*	50.000 operations	
Control		
Control voltage:	AC 230 V	
Power the control input max.:	4.5 VA/0.3 W	
Glow tubes connctions:	Yes	
Max. Current of connected glow lamps:	100 mA	
Control. terminals:	A1-S or A2-S	
Impulse length:	min. 40 ms/max. unlimited	
Reset time:	max. 320 ms	
Other information		
Operating temperature:	-20 °C to +55 °C (-4 °F to 131 °F)	
Storage temperature:	-30 °C to +70 °C (-22 °F to 158 °F)	
Operating position:	any	
Mounting:	DIN rail EN 60715	
Protection degree:	IP40 from front panel/IP10 terminals	
Overvoltage cathegory:	III.	
Pollution degree:	2	
Max. cable size (mm²):	solid wire max. 2x 2.5 or 1x 4 / with sleeve max. 1x 2.5 or 2x 1.5, (AWG 12)	
Dimensions:	90 x 17.6 x 64 mm (3.5" x 0.7" x 2.5")	
Weight:	56 g (2 oz.)	
Standards:	EN 61812-1	

* For higher loads and frequent switching, it is recommended to strengthen the relay contact with a power contactor, e.g. the VSxxx contactor.

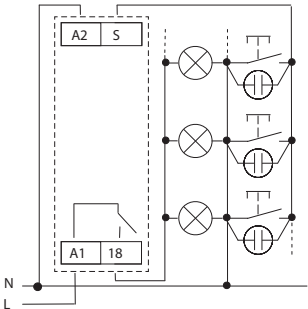
- Staircase switch enables delayed switching off of lighting on stairs, corridors, entrances, common areas or for delayed running of fans in the toilet or bathroom.
- The intelligent staircase switch offers similar application possibilities as the CRM-4, while it is possible to extend the delay for functions a, b repeatedly by briefly pressing the control button (s). Each short press multiplies the time set by the potentiometer, i.e. setting the potentiometer to 2 minutes with three presses extends the delay up to 6 minutes. The maximum value of such an extended delay will always be 30 minutes, regardless of the number of presses.
- Long press (>2 s) can switch off the output prematurely and end the on-going delay.
- Control input with the possibility of loading up to 100 mA load (glim lamp, LED in the button, etc.).
- Function (selectable by potentiometer on the front panel)
 - a – STAIRCASE SWITCH, programmable with signalization
 - b – STAIRCASE SWITCH, programmable without signalization
 - c – MEMORY LATCH (press to switch on, press to switch off)
 - d – MEMORY LATCH with delay
- ON (permanently closed) - e.g. during cleaning, moving
- OFF (permanently open) - e.g. when replacing luminaires
- Adjustable time range 0.5 to 10 minutes.
- Handles surge currents up to 80A.
- 3-wire or 4-wire connection (input S can be controlled by potential A1 or A2) .

Description

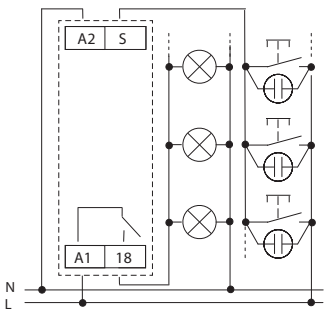


Circuit connection

3-wire connection

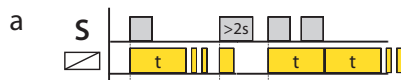


4- wire connection

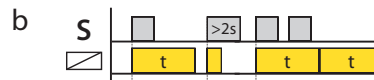


Function

When switching between functions, the red LED flashes.

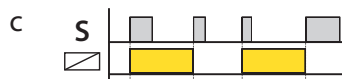
**STAIRCASE SWITCH, programmable with signalization**

The device timed the set time, 30 and 40s before the end of the time by double flashing of the luminaire announces the impending switch-off. You can increase the time interval by briefly pressing the button repeatedly. Suitable for resistive loads (e.g. bulbs).

**STAIRCASE SWITCH, programmable without signalization**

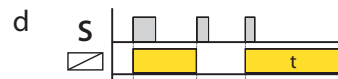
The device will timed the set time without flashing at the end of the interval. You can increase the time interval by briefly pressing the button repeatedly.

The function is suitable for loads that can withstand frequent switching on and off (eg energy saving lamps, LED bulbs).

**MEMORY LATCH (press to switch on, press to switch off)**

By pressing the button the output relay closes and by pressing again the relay opens.

This function is primarily intended for locations where long-term lighting (without timing) is desirable and the unit is controlled from multiple locations (e.g. in office buildings).

**MEMORY LATCH with delay**

Pressing the button switches the output on/off. If the output is not turned off during the set time "t", it turns off automatically after the timer. This function is suitable for places where lighting is often forgotten (e.g. toilets, corridors, cellars).