

Presence detectors - talis II P 360-10-1 HF

Item 18.06.0022.1



PRODUCT DESCRIPTION

This presence detector can be said to see through walls. It features high-frequency technology at 5.8 GHz and utilises the Doppler radar effect. Thanks to its high sensitivity, it can detect even minute hand movements. Also, unlike the PIR presence detectors, it does not suffer from blind spots in its surveillance area: both radially and tangentially, and irrespective of the axis of motion, its range is huge. Its capacity to see through glass, brick or wood allows for concealed installation. If there are certain areas you wish to exclude from detection, the detector can be set up accordingly. The high-frequency presence detector is unaffected by temperature and operate reliably even in unfavourable climates. This presence detector offers a high energy efficiency through regular light balancing and offline function when there is sufficient daylight.

APPLICATIONS

- Building Entrances and Corridors
- Classroom
- Copy Room
- Garage
- Hotel Rooms
- Indoor Lighting
- Light Control
- Residential
- Stairwells
- Storage Rooms
- Toilets
- Work and Meeting Spaces

TECHNICAL DATA

General	
Model Number	18.06.0022.1
Description	talis II P 360-10-1 HF
Statistic Goods #	000853650800000
Min Delivery Period	99
Substitution Flag	Not Applicable
Catalog Flag	False
Packaging Unit	48
Green Dot Mark	False
Pref Trade Agreement	False
EAN Code	4010940046033
Scope of application	Inside

Control Specifications	
Sensor Type	High Frequency (HF)
Light level	approx. 10 Lux - infinite Lux; Lux Memory

Mechanical Specifications	
Mounting Options	Wall; Ceiling; Surface Mounting (with accessories only); False Ceiling

Dimensions	
Product Height (mm)	80
Product Width (mm)	80
Product Depth (mm)	70

Material Specifications

Color	White (similar to RAL 9016)
Product Weight (kg)	0.139

Communication Method

Wired	2-Wire
-------	--------

Electrical Specifications

Supply Voltage	AC 230 V \pm 10% 50-60 Hz
Load incandescent bulb	max. 2000 W
Load halogen lamp	1000 W (AC); max. 900 W (LV) electronic ; max. 600 W (LV) conventional
Load compact fluorescent lamp	max. 100 μ F (non-compensated)
Load LED lamp	max. 400 W
Load energy-saving bulbs	400 W; incl. CFL and PL lamp
Fluorescent Lamps	12 x 2 x 18 W; 25 x 1 x 18 W; 5 x 2 x 58 W; 10 x 1 x 58 W; 7 x 2 x 36 W; 15 x 1 x 36 W
Power consumption (Standby)	<1 VA
Parallel switching	Max 6 Sensors

Benefits

Channels	1
----------	---

Display and Format

Angle of detection	360°
Range small movements	Ø 4 m
Range walking towards	Ø 10 m
Range walking across	Ø 10 m
Installation height	2,5 m
Time setting (1CH)	approx. 5 sec. - 30 min

Operating Specifications

Operating mode	Impulse function; Test Mode; Learning Function
----------------	--

Environmental Specifications

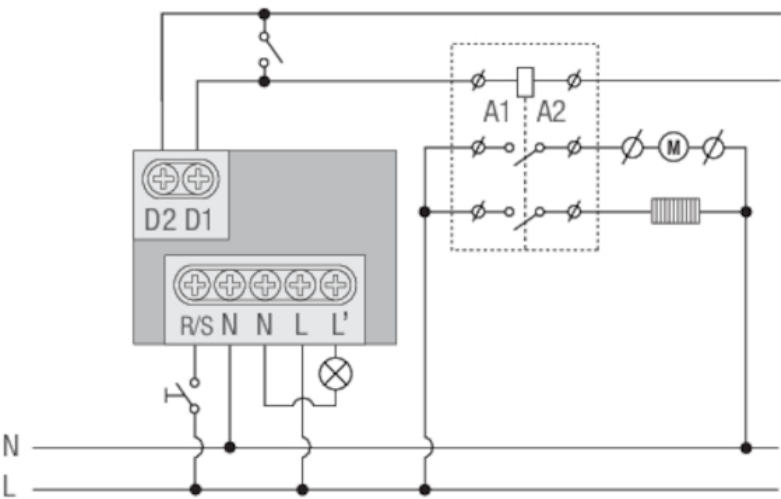
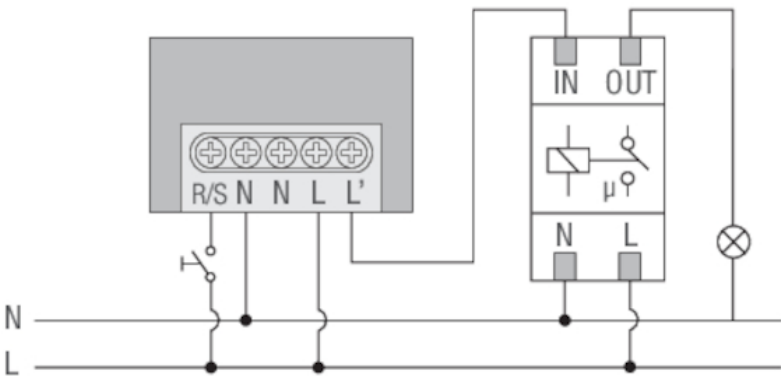
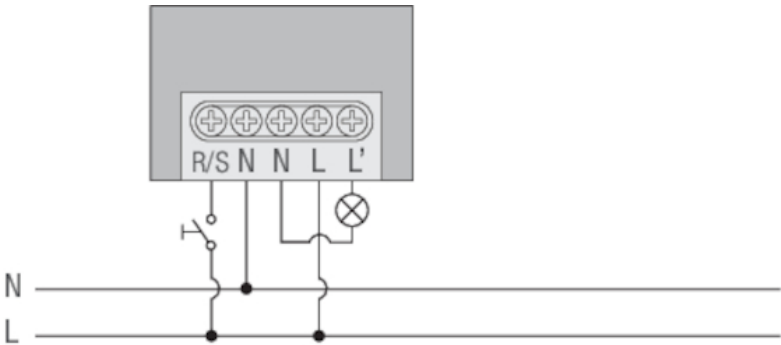
Temperature (operation)	-20°C..50°C
-------------------------	-------------

Standards and Certifications

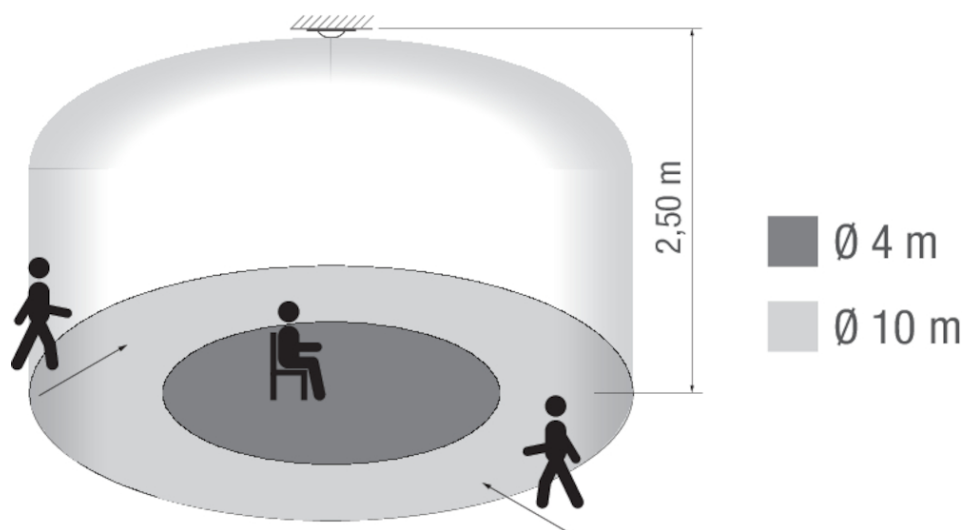
Approval mark	CE
Protection class	II, According to Corresponding Mounting
Protection type	IP54
Standards and Guidelines	EN 55015; EN 60669-1; EN 61000-3-3; EN 61547; 2006/95/CE (LVD); EN 60660-2-1; 2004/108/CE (EMV); EN 61000-3-2

ANNEX

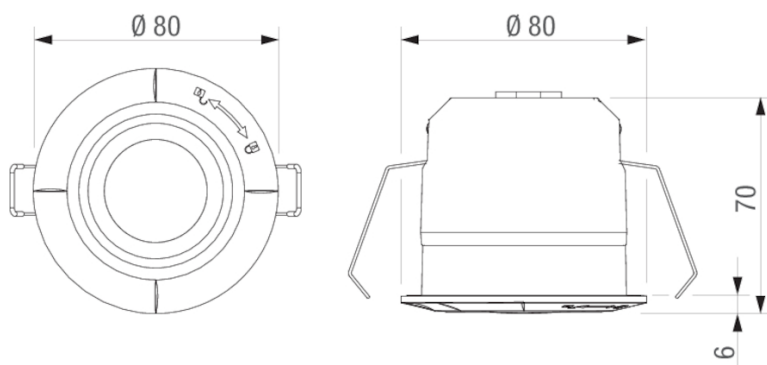
CIRCUIT DIAGRAMS



RANGE DIAGRAMS



DIMENSIONAL DRAWINGS



ACCESSORIES



07.10.0003.1
talis II SM BOX 10