



AVA-B24 BASIC FAILSAFE 133 in.lbs



Model: AVA-B24 133in.lbs BASIC FAILSAFE ELECTRIC ACTUATOR



	AC 1ph 50/60Hz	DC
Rated Voltage	AC 240V	DC 24V
Voltage Range	95-265VAC	DC20-28V
Consumption	40W run, 1.6W hold	36W run, 0.25W hold
Peak Current	90mA for 5ms AC 230V	1500mA for 5ms DC 24V
Fuse	1A	5A
Maximum Break Torque in.lbs	177	177
Run & Reseat Torque in.lbs	133	133
Manual operation	Yes, by hexagonal wrench (supplied in clip) when no power is being applied	
Run time	≈ 10-15sec	≈ 10-15sec

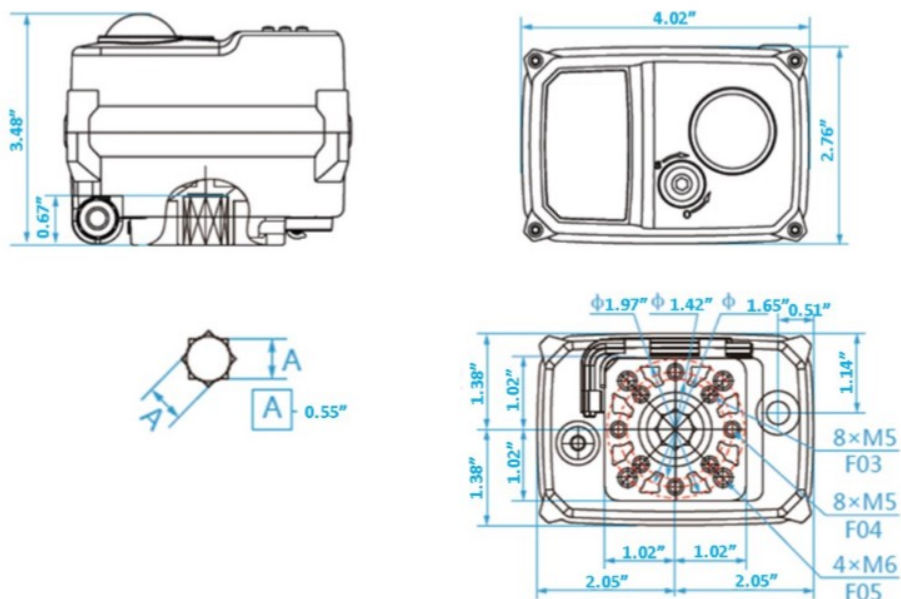
STANDARD FEATURES:

Operating Frequency	Not continuous, allow ≥ 1 minute between cycles
Position Confirmation	Mechanically driven dome style visual 2 color indicator
Mounting Restriction	None, it can be mounted at any angle. Leave space for manual operation and electrical connection.
End Position Indication	Micro-switches operated by adjustable internal cams, set slightly ahead of the final motor stop position.
ISO:5211	F03 & F05 (+ F04 which mounts at 45 degrees)
Working Angle	Factory set at $90^{\circ} \pm 2^{\circ}$, maximum angle of rotation 360°
Female Drive	0.55" (14mm) octagon x 0.67" (17mm) deep
Ingress Protection	IP67, cover recommended if exposed to direct rain or sun.
Max Media Temperature	$\leq 176^{\circ}\text{F}$
Ambient Temperature	-4°F to $+140^{\circ}\text{F}$
Non-operating Temperature	$\leq -40^{\circ}\text{F}$ to $\geq 176^{\circ}\text{F}$
Ambient Humidity	5-95% RH non-condensing
Explosion Proof	Actuator is not explosion proof and should not be placed in hazardous areas.
Housing	Plastic (ABS) cover
Weight	Standard ABS housing 1.37lbs



973-256-3561 • sales@avactuators.com

www.avactuators.com



Part Numbers: AVA-B24 133in.lbs BASIC FAILSAFE ELECTRIC ACTUATOR



Model	Voltage	Housing	Heater	Control of on-off function & end of travel confirmation
AVA-B24-	5 AC 95-265V	P ABS	O None	B SPDT. Switchable +ve/ live. 2 x Volt free end of travel confirmation switches.
	6 DC 24V		H 2W/24kΩ	F SPST. Make or break switch. 2 x Volt free end of travel confirmation switches.

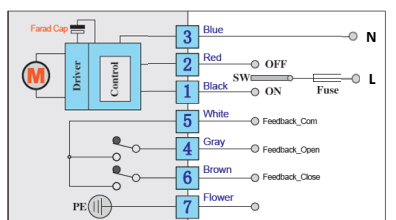
NOTE: US STANDARD STOCK IS WIRING 'B', ALL OTHERS ARE FACTORY OPTIONS. DETAILS ON REQUEST.

WIRING DIAGRAMS

AVA-B24 133in.lbs BASIC FAILSAFE ELECTRIC ACTUATOR

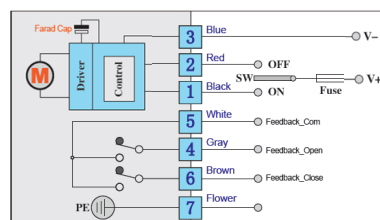


AVA-B24 AC FAILSAFE WIRING 'B'



Volt free aux dry contacts

AVA-B24 DC FAILSAFE WIRING 'B'



Volt free aux dry contacts

NOTE: ACTUATORS SHOULD HAVE DEDICATED POWER AND CONTROL

*Call for additional wiring diagrams and factory lead time