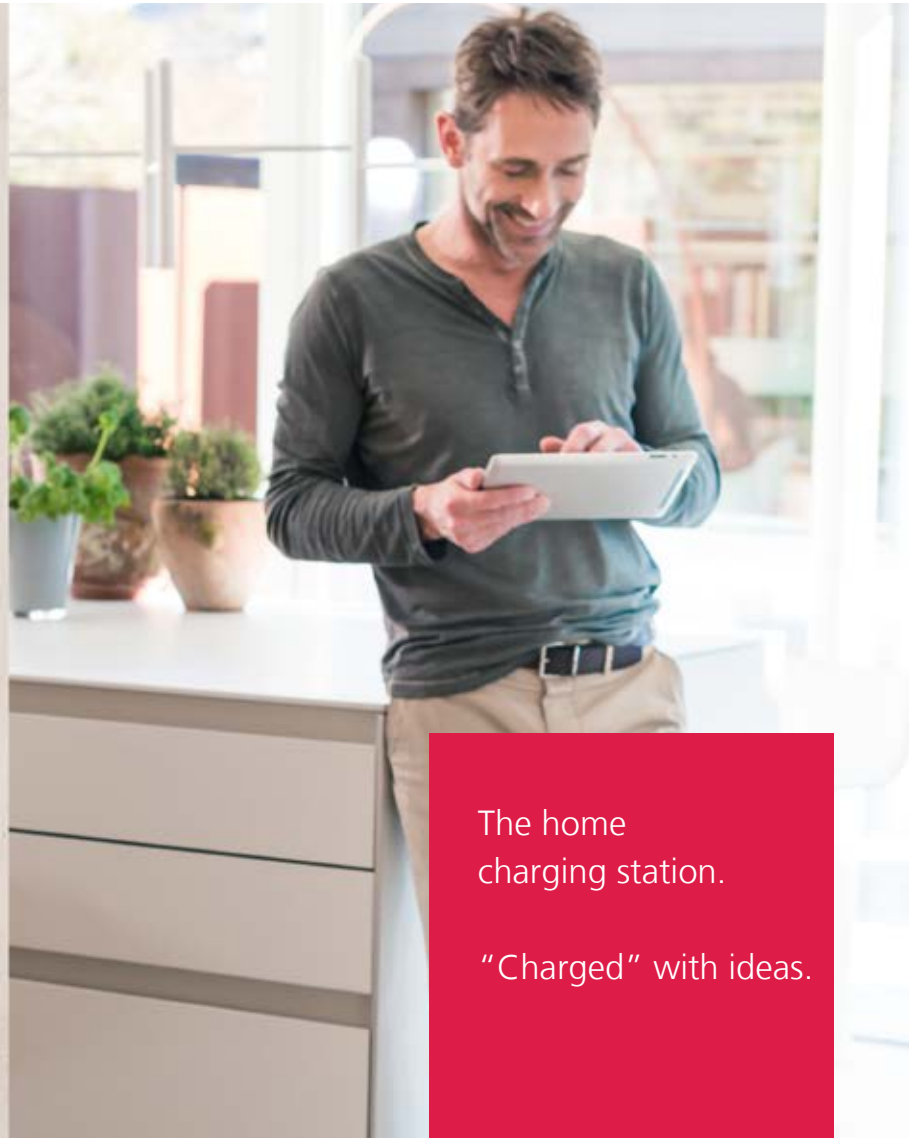


AMTRON®



The home
charging station.

“Charged” with ideas.

THINK OF TOMORROW TODAY.





Electric mobility is coming. It is coming to your home. And it is coming fast, quiet and clean. However it is only clean if you also run it with regenerative energy. Is this actually possible? We at



MENNEKES have always sought to make connections. Now we are making a connection between mobility and sustainability. A connection for the environment, for energy transition, and for



generations to come. A connection for which you decide - convenient and simple. We call this connection AMTRON®.



AMTRON®
The future
is now.

YOUR HOME CHARGING STATION.

There are some things in life that are beautiful but not particularly functional. When we at MENNEKES think about design, we are thinking about more than just the form of the product. We ask ourselves what functions our products should offer you. So that you can enjoy the design of AMTRON® - and the possibilities.



reddot award 2014
winner



product
design award

2014



Benefit from a home charging station that combines **design with functionality** and thus achieves a new level of operating convenience, specification and safety.

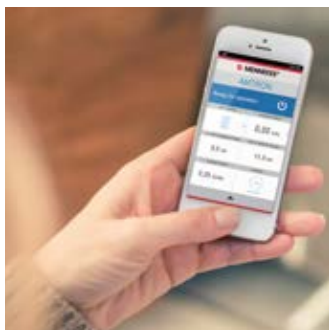
A particular advantage: You will never be annoyed by cable clutter again. The design incorporates fast and convenient cable suspension.



AMTRON®
Designed experience.

NEW GENERATION CONVENIENCE.

Keep an overview: Our MENNEKES Charge APP shows the vehicles state of charge, the operating status of the wallbox, the overall power consumption and associated electricity costs incurred. You can integrate AMTRON® in your home network. Either with cable (ethernet) or wireless (wifi).



The **MENNEKES Charge APP** shows you all the information concerning the status of the charging process. You can start or stop the process at any time via remote control. Park your electric vehicle in the afternoon and connect it to the home charging station. The charging process can be started automatically or whenever you want it to start - conveniently from the sofa.



AMTRON® can be linked to your wireless home network without the need for network cables. Alternatively, the integrated wifi permits direct control via smart device without the need for a home network. The perfect solution for the mobility of the future. Comfortable, easy, and convenient.

Download the free **MENNEKES Charge APP!**

The MENNEKES Charge APP is available free of charge in the Apple® App Store and in the Google® Play Store and from BlackBerry World®.



Your AMTRON® can be operated with and without the MENNEKES Charge APP – be inspired.

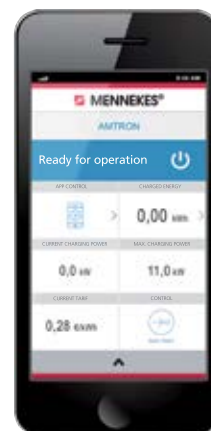



AMTRON®

Thoroughly
thought through.

EXPERIENCE MOBILITY IN A NEW WAY.

With the MENNEKES Charge APP you will learn more about your new mobility. You will be delighted by how convenient your electric mobility in comparison to a combustion engine. With a suitable network structure the Charge APP enables convenient use of the AMTRON® home charging station in the private garage, as well as in parking areas for apartment buildings.

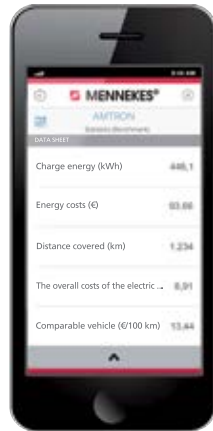


Overview. At a glance you get all the information concerning the status of your charging station directly on your smartphone or your tablet. During the charging process the MENNEKES Charge APP gives you statistics on the energy consumed. You can start, pause, and stop the charging process remotely via APP, and choose from three different charging modes for optimizing energy costs. More in this regard on page 10.

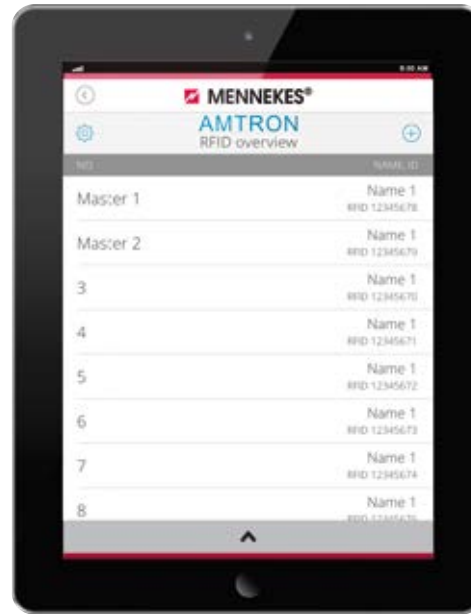


Statistics. Be informed. Once you enter your home electricity tariff and mileage, this is combined with the charger data to display many useful statistics concerning consumed energy, costs, distance travelled and mileage consumption.

Even a running cost comparison between your electric vehicle and a combustion engine vehicle is possible.



Vehicle data. In the Charge APP you can also enter your vehicle-specific data, monthly fixed expenses and mileage. Even external charger tariffs can be added to ensure that you have a complete overview of your running costs at all times. Moreover you may export this consumption data e.g. for documentation of the charging processes of your company car.



Protected access. Alternatively if your home charging station is installed in a shared parking area of an apartment building, you can limit charger access. The AMTRON® home charging stations offer you the following possibilities in this regard:

- **RFID cards in conjunction with the Charge APP:**
Here you can create and manage a list of charge cards to control access.
- **Remote control:**
Start, pause or stop the charging process conveniently via the Charge APP. Here the start/stop function is secured via a PIN code.
- **RFID cards, programmed directly on the device:**
Neither a network, nor an APP are necessary for this.

REDUCE ENERGY COSTS.

In addition to remote control, the AMTRON® home charging station offers three other charging modes for reducing energy costs or maximizing the use of home-generated solar energy. Recharge up with electricity when the rate is most favorable. It's completely automatic. If you do not want to incur any additional energy costs, you can simply charge with the electricity from your solar panels.



Time-controlled charging. If your energy supplier offers different electricity tariffs at different times of day, then you can define two time zones in the MENNEKES Charge APP, set these zones to the preferred electricity rates and define maximum charge rates per zone. Thus you can ensure that you always charge at the best electricity rate.



Network-controlled charging. The increasing use of regenerative energy frequently results in an over-supply of energy, since regenerative energies are only available when nature wants them to be available. To reduce this over-supply the electric utilities want to connect up power consumers as needed. In general, your electric utility makes a more favorable electricity rate available at such times. Using the grid-control function, your home charging station can be controlled by your electricity provider. Talk to your provider.



Home Energy Management. Modern solar power systems can intelligently control electrical equipment and batteries in order to reduce energy costs. The battery of your electric vehicle is a large accumulator that significantly increases the possibilities for intelligent control of energy in the smart home. The Home Energy Manager function allows you to tell your solar power system how much power you want to charge at what time. Thus, with the "Sunny Home Manager" from SMA you can optimize your energy costs and your own consumption (www.SMA-UK.de).



AMTRON®
A step ahead.

THE RIGHT CONNECTION.

The MENNEKES system (Type 2) is defined as the standard Europe wide. Starting in 2017, new electric vehicles will only be offered with this system. Until this point in time, new electric vehicles will also be available on the market with a different system (Type 1). Therefore check to determine which plug and socket system your electric vehicles has.



MENNEKES charging connector (Type 2) These AMTRON® variants come with a fixed charging cable. With this you can charge all electric vehicles that are equipped with the Type 2 system. You do not need to use a separate charging cable.



Charging connector (Type 1) Likewise, these AMTRON® variants come with a fixed charging cable. With this you can charge all electric vehicles that still have the Type 1 system. You do not have to use a separate charging cable.



MENNEKES charging socket (type 2) These AMTRON® variants have a socket instead of a fixed charging cable. In this case you use a separate charging cable. With this cable you can charge electric vehicles that are equipped with the Type 2 system. Via a separate adapter cable vehicles with the Type 1 system can also be charged. This gives you maximum flexibility.



AMTRON®
Connected
to the future.

THE FORCE THAT DRIVES US.

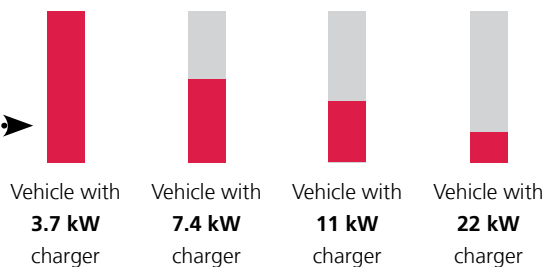
The charging time always depends on the power rating of the charger in the vehicle and the power rating of the home charging station. If you want to be able to recharge your vehicle quickly, then pay attention to the charger power rating when selecting an electric vehicle. The higher the electric vehicle's power rating, the faster the battery is recharged.



AMTRON® home charging station



■ Charging time ■ Time savings



For example, a compact car with a 22 kWh battery can be recharged in approximately one hour with a 22 kW AMTRON® home charging station, so long as the charger on board the vehicle supports charging with 22 kW. The same vehicle can also be recharged with a 3.7 kW home charging station.

It is a good idea to match **the charging power rating of your home charging station** to that of the vehicle. However a home charging station with a maximum charging power of 22 kW offers you the greatest possible flexibility. With a charging station of this capacity you can charge all electric vehicles. Regardless of whether they have a 3.7 kW, 7.4 kW, 11 kW or 22 kW charger on board. Ask your electrician to determine what power load is available to you.



AMTRON®

Power that
inspires.

WELL THOUGHT THROUGH TO THE LAST DETAIL.

There are little details that make all the difference. The AMTRON® home charging stations combine modern design with outstanding functionality. All versions of the home charging stations offer easy cable suspension and LED operating status display. Additional useful functions are optional. Thus you can select the AMTRON® that is right for your individual requirements.



Cable handling. The modern and functional design, intelligently integrates practical and convenient cable suspension. This eliminates the usual cable clutter.



Operating status. The operating status of the AMTRON® is displayed via intuitive LED icons. Standby, charging, processing, and error are indicated by four back-lit symbols in the colors blue, green, white, and red.



AMTRON®
Tailored to you.

STRICTLY IN LINE WITH YOUR DESIRES.

We have designed AMTRON® to be tailored to your requirements. Strictly in line with your ideas and needs. Here you will find the most important selection possibilities. A little guide toward your personal AMTRON® home charging station.



Connector systems. What system does your electric vehicle have? If it is the MENNEKES system (Type 2), we recommend AMTRON® with a permanently connected charging cable 7.5 m in length. If it is Type 1, take the appropriate counterpart. If you want to stay flexible, take AMTRON® with charging socket.



Power classes. The AMTRON® home charging stations are available in four power classes: 3.7 kW, 7.4 kW, 11 kW, and 22 kW. The shortest charging time and greatest flexibility are offered by the AMTRON® home charging station with 22 kW. Ask your electrician to determine the connection power load available to you. See page 14 for additional information.



Personal protection. A residual current device (RCD) is prescribed for the home installation (personal protection). This safety device is already integrated in some AMTRON® variants. This is most favorable for you. You can identify faults on the device and reset via the multi-function button.



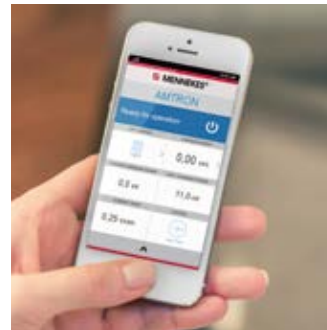
Multi-function button. For devices without access control you end the charging process with a light touch of this button. In addition, you can easily reset the residual current device (RCD) directly on the charger.



Energy meter. You can read-off your energy consumption at any time directly on your home charging station. In conjunction with the MENNEKES Charge APP you can conveniently read out the consumption values via your smartphone or tablet, and in addition you can use this information for your personal energy statistics.



Key switch. The easiest form of access control is the key switch for the AMTRON® home charging stations. Use key switch to set continuous or single sessions and shut off. Anyone who has a key can use your home charging station.



MENNEKES Charge APP. Your smartphone or your tablet can control your AMTRON® home charging station and give you a complete overview. See page 6-11 for more information about the MENNEKES Charge APP.



RFID cards. Up to 100 users can share access to one or multiple AMTRON® home charging stations via individual RFID cards. The charge cards are read in directly on the device. In addition, the list of users can be conveniently managed via the MENNEKES Charge APP. See page 9 for additional information.

MY CHARGING STATION.

AMTRON® with 7.5 m fixed charging cable – MENNEKES charging connector (type 2)



							RFID card system	RFID card system
				Personal protection (RCD)		Personal protection (RCD)		Personal protection (RCD)
		Calibrated digital energy meter	Calibrated digital energy meter		Calibrated digital energy meter	Calibrated digital energy meter		Calibrated digital energy meter
	Key switch	Key switch	Key switch		Charge APP via Ethernet/WIFI	Charge APP via Ethernet/WIFI	Charge APP via Ethernet/WIFI (without energy management)	Charge APP via Ethernet/WIFI
LED status display Stop button	LED status display Button for reset function	LED status display Button for reset function	LED status display Multi-function button		LED status display Button for reset function	LED status display Multi-function button	LED status display Button for reset function	LED status display Multi-function button
Start E C2	Standard E C2	Basic E C2	Basic R C2		Xtra E C2	Xtra R C2	Trend E C2	Premium R C2
Part number	Part number	Part number	Part number		Part number	Part number	Part number	Part number
3.7 kW 1350200	7.4 kW 1358203	7.4 kW 1353203			7.4 kW 1354203		7.4 kW 1357203	
22 kW 1350202	22 kW 1358202	22 kW 1353202	22 kW 1353252		22 kW 1354202	22 kW 1354252	22 kW 1357202	22 kW 1355202

AMTRON® with 7.5 m fixed charging cable – charging connector (Type 1)



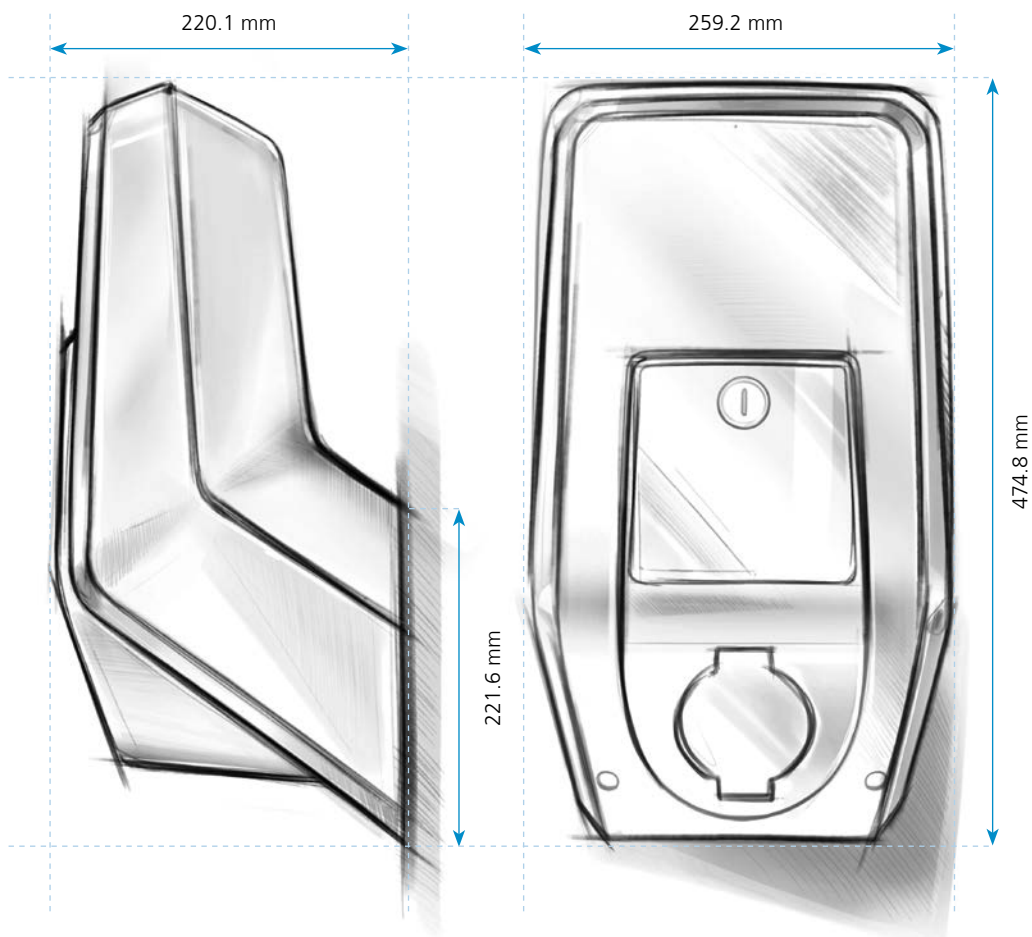
					RFID card system
		Calibrated digital energy meter		Calibrated digital energy meter	
	Key switch	Key switch		Charge APP via Ethernet/WIFI	Charge APP via Ethernet/WIFI (without energy management)
LED status display Stop button	LED status display Button for reset function	LED status display Button for reset function		LED status display Button for reset function	LED status display Button for reset function
Start E C1	Standard E C1	Basic E C1		Xtra E C1	Trend E C1
Part number	Part number	Part number		Part number	Part number
3.7 kW 1350100	3.7 kW 1358100	3.7 kW 1353100		3.7 kW 1354100	3.7 kW 1357100

AMTRON® with MENNEKES charging socket (Type 2)



							RFID card system	RFID card system
				Personal protection (RCD)		Personal protection (RCD)		Personal protection (RCD)
			Calibrated digital energy meter	Calibrated digital energy meter		Calibrated digital energy meter		Calibrated digital energy meter
	Key switch	Key switch	Key switch	Key switch		Key switch		Key switch
LED status display Stop button	LED status display Button for reset function	LED status display Button for reset function	LED status display Button for reset function	LED status display Multi-function button		LED status display Button for reset function	LED status display Button for reset function	LED status display Multi-function button
Start E	Standard E	Basic E	Basic R		Xtra E	Xtra R	Trend E	Premium R
Part number	Part number	Part number	Part number	Part number	Part number	Part number	Part number	Part number
3.7 kW 1350400	3.7/7.4 kW 1358400	3.7/7.4 kW 1353400			3.7/7.4 kW 1354400		3.7/7.4 kW 1357400	
11 kW 1350401	11/22 kW 1358401	11/22 kW 1353401		11 kW 1353451		11 kW 1354451		11 kW 1355401
					11/22 kW 1354401		11/22 kW 1357401	

DIMENSIONS.



AMTRON®
The right
choice.

Your electrician will be pleased to advise you!



MENNEKES

Elektrotechnik GmbH & Co. KG
Industrial plugs and sockets
Aloys-Mennekes-Str. 1
D-57399 Kirchhundem

Tel.: +49 (0) 27 23 / 41-1
Fax: +49 (0) 27 23 / 41-2 14
info@MENNEKES.de
www.MENNEKES.com

Service by
MENNEKES®
Always well informed.