
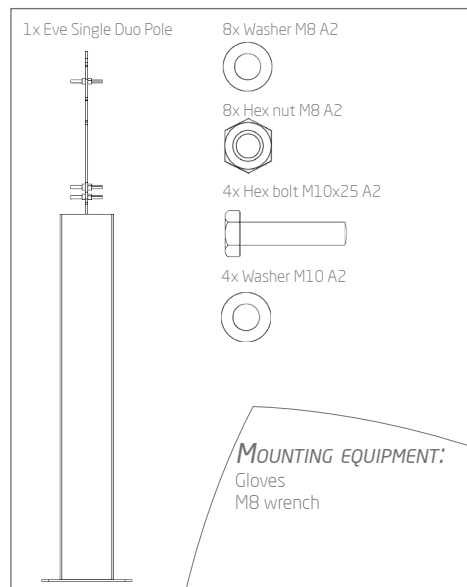
 This document contains installation instructions for the Eve Single Duo Pole. Please always refer to our website for the most up-to-date and complete manual for the product. www.alfen.com/en/downloads.

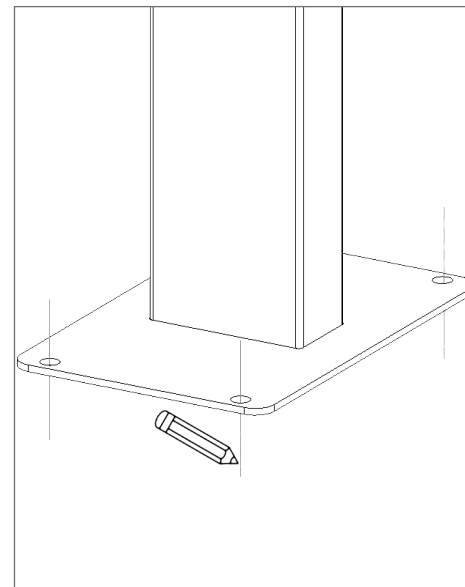
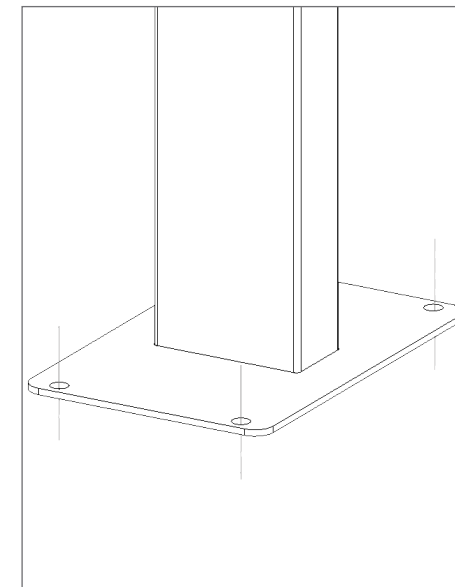
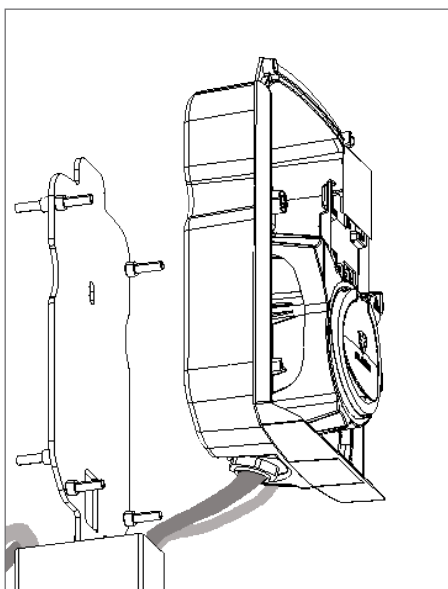
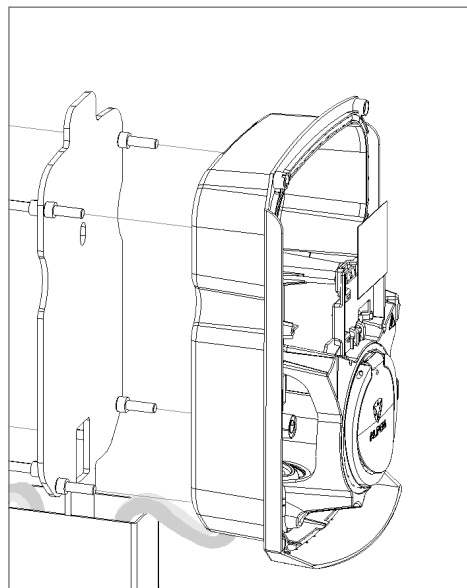
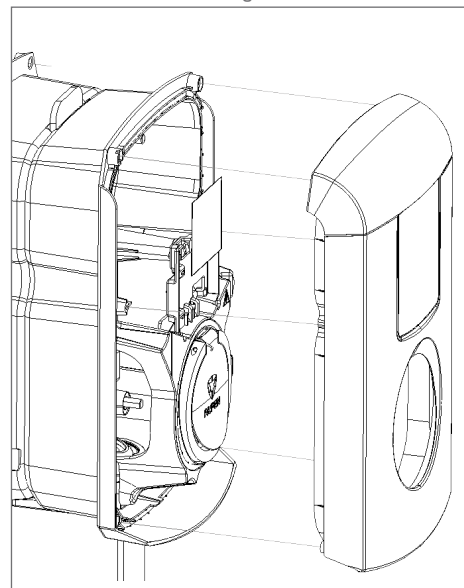
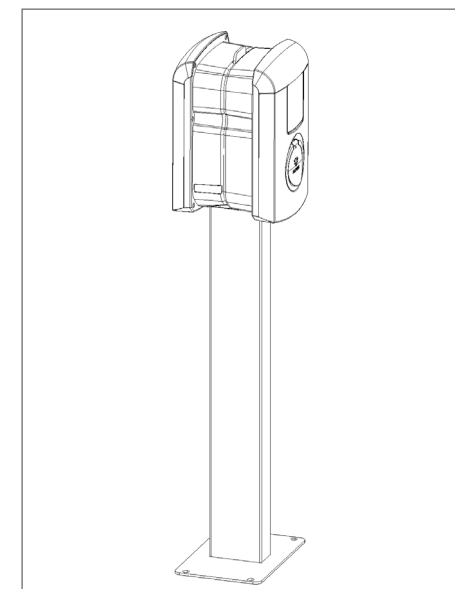
The Eve Single Duo Pole is able to support two Eve Single S- or Pro-line charging stations at the same time and can be mounted directly on the ground or on an accessory Concrete Base or Metal Base.

 The electric system must be disconnected from every power source before performing any installation or maintenance work!

Material	Stainless Steel, AISI304
Finishing	Powder coating
Color	RAL 7043 (Traffic grey)
Dimension product	1180x300x200 mm
Dimension package	1200x360x280 mm
Total weight	Ca. 9.1 kg



Package contents


 1.
Use pedestal as marking template when placing directly on the ground.

 2.
Secure the mounting pole with the included washers and bolts.

 3.
Connect the wires for the charging station according to the instructions of the Eve Single S- and Pro-line manual. Repeat for the second charging station.

 4.
Fix the charging station in place with the included M8 washers and nuts. Repeat for the second charging station.

 5.
Fix the cover onto the charging station with the included bolts. Repeat for the second charging station.

 6.
Installation completed.