

 This document contains installation instructions for the Cable Hook Eve Single Pole. Please always refer to our website for the most up-to-date and complete manual for the product. [www.alfen.com/en/downloads](http://www.alfen.com/en/downloads).

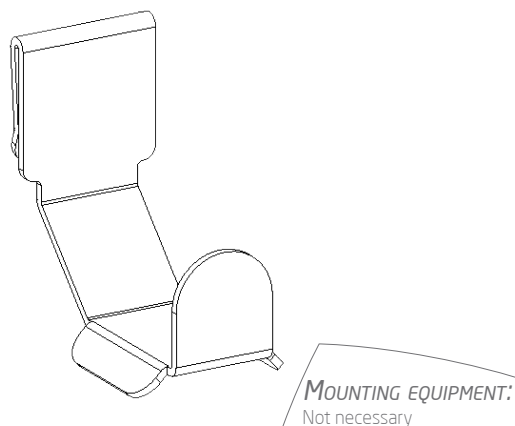
The Cable Hook allows the user to store the fixed charging cable at a safe and convenient spot.

 The electric system must be disconnected from every power source before performing any installation or maintenance work!

 Only compatible with the Eve Single pole and the Eve Single Duo Pole.

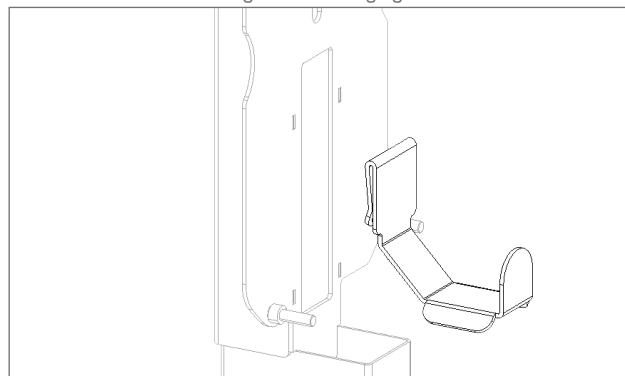
Material	Stainless Steel, AISI304
Finishing	Powder coating
Color	RAL 7043 (Traffic grey)
Dimension product	68x110x110 mm
Dimension package	68x110x110 mm
Total weight	Ca. 315 g

1x Cable Hook Eve Single Pole



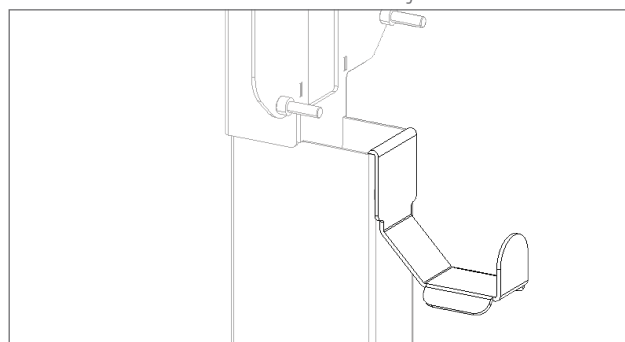
Package contents

Mounting without charging station

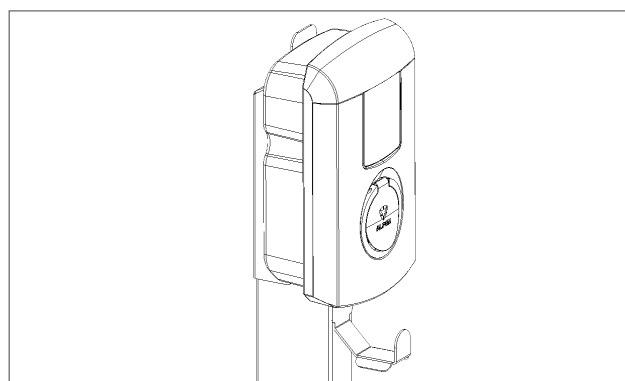


1a.

Place the Cable Hook at the front of the Eve Single mounting pole. Press downwards firmly.



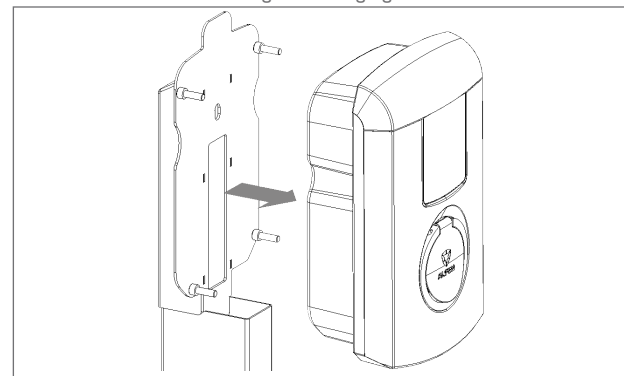
1b.



1c.

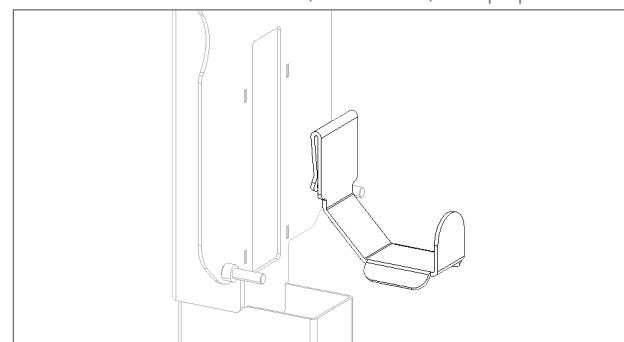
Fix the charging station in place. Refer to the Eve Single S- and Pro-line manual for further assistance.

Mounting with charging station



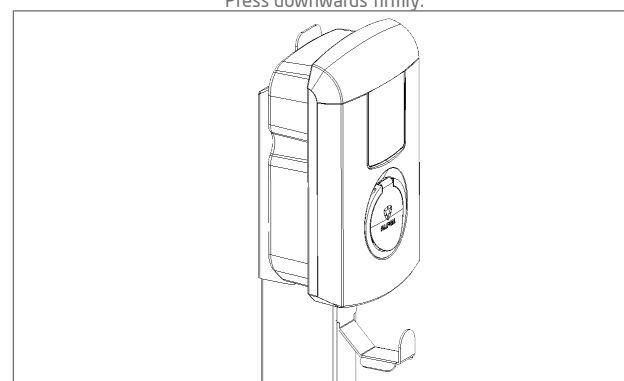
2a.

Remove the charging station from the Eve Single mounting pole. Be careful with the connected wires, when needed, use 2 people.



2b.

Place the Cable Hook at the front of the Eve Single mounting pole. Press downwards firmly.



2c.

Fix the charging station back in place. Refer to the Eve Single S- and Pro-line manual for further assistance.