
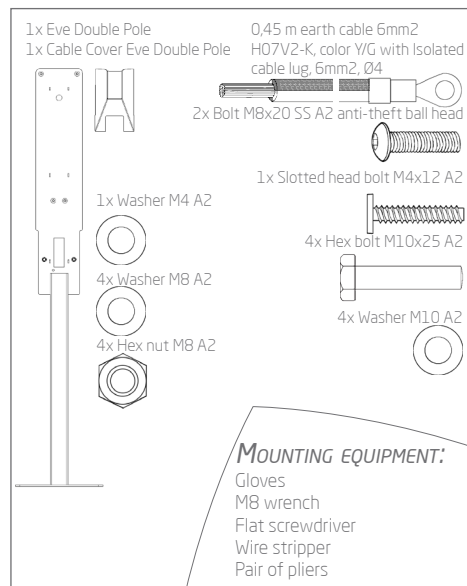
 This document contains installation instructions for the Eve Double Pole. Please always refer to our website for the most up-to-date and complete manual for the product. www.alfen.com/en/downloads.

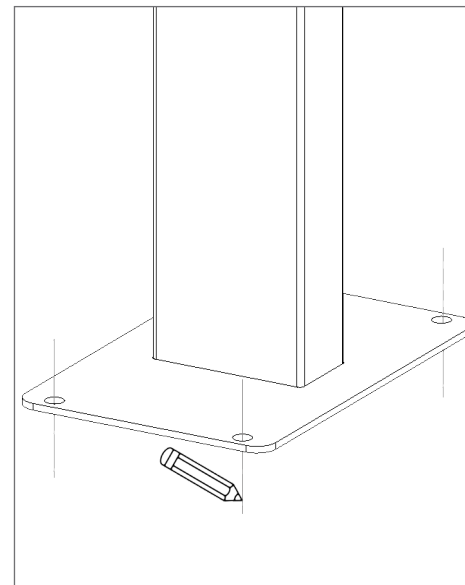
The Eve Double Pole is able to support one Eve Double Pro-line charging station and can be mounted directly on the ground or on an accessory Concrete Base or Metal Base.

 The electric system must be disconnected from every power source before performing any installation or maintenance work!

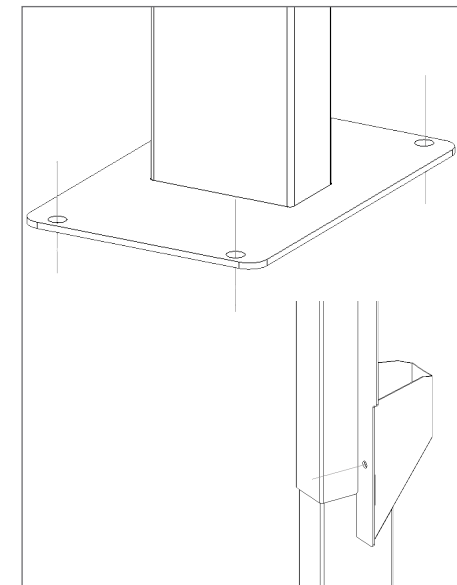
Material	Stainless Steel, AISI304
Finishing	Powder coating
Color	RAL 7043 (Traffic grey)
Dimension product	1430x300x200 mm
Dimension package	1460x360x280 mm
Total weight	Ca. 13,5 kg



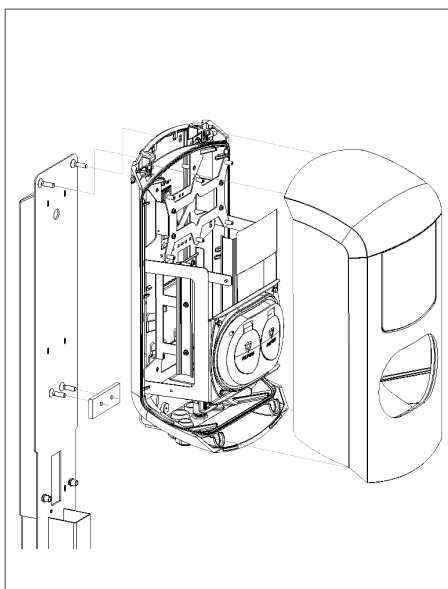
Package contents



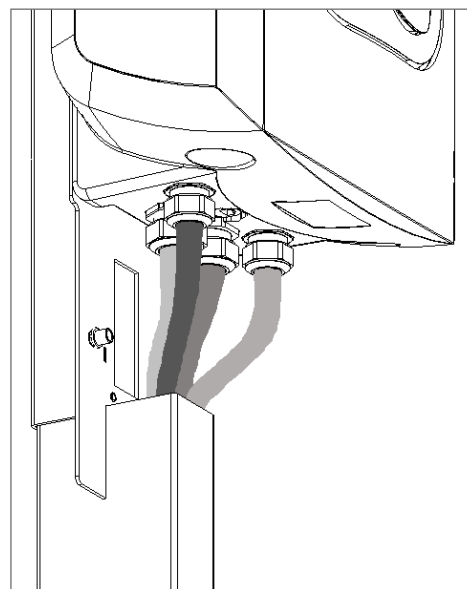
Use pedestal as marking template when placing directly on the ground.



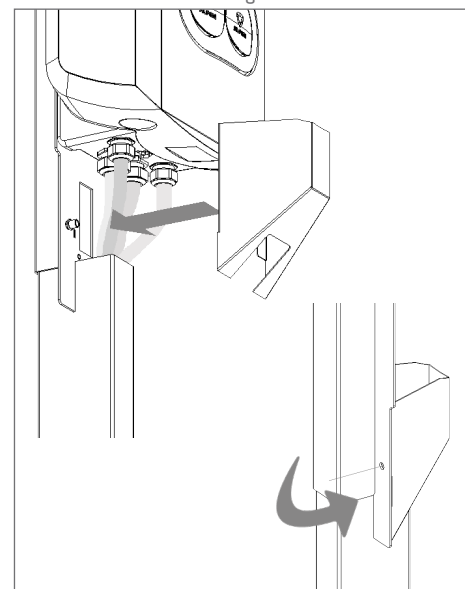
Secure the mounting pole with the included washers and bolts. Remove the cable cover from the pole.



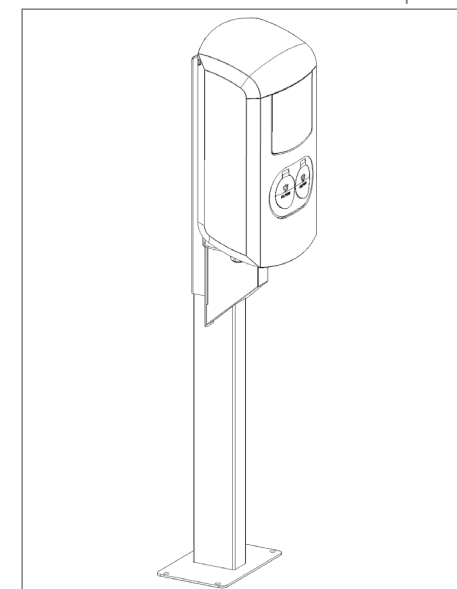
Fix the charging station in place. Use the Eve Double Pro-line manual for further assistance.



Connect the wires according to the instructions of the Eve Double Pro-line manual.



Reattach the cable cover to the pole by using the included screws.



Installation completed.