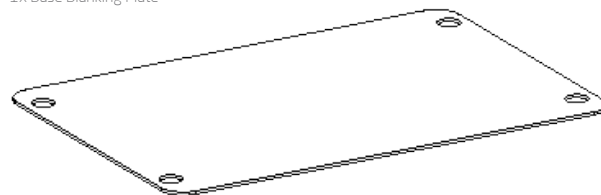
 This document contains installation instructions for the Base Blanking Plate. Please always refer to our website for the most up-to-date and complete manual for the product. www.alfen.com/en/downloads.

The Base Blanking Plate allows the user to prepare the installation prior to installing any of the floor based and pole mounted ACE charging stations.


 This manual describes the installation of the Base Blanking Plate for both the Concrete Base and the Metal Base.

Material	Stainless Steel, AISI304
Finishing	-
Color	Bare metal
Dimension product	300x200x2 mm
Dimension package	300x200x2 mm
Total weight	Ca. 1,0 kg

1x Base Blanking Plate



4x Hex bolt M10x25 A2



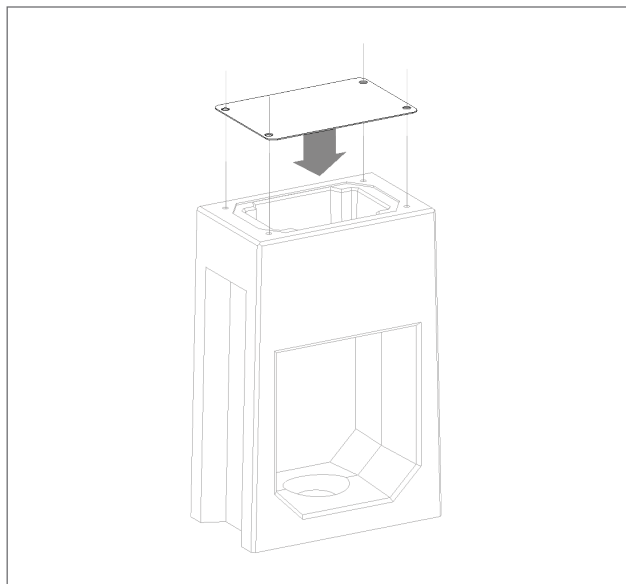
4x Washer M10 A2



MOUNTING EQUIPMENT:
M10 wrench

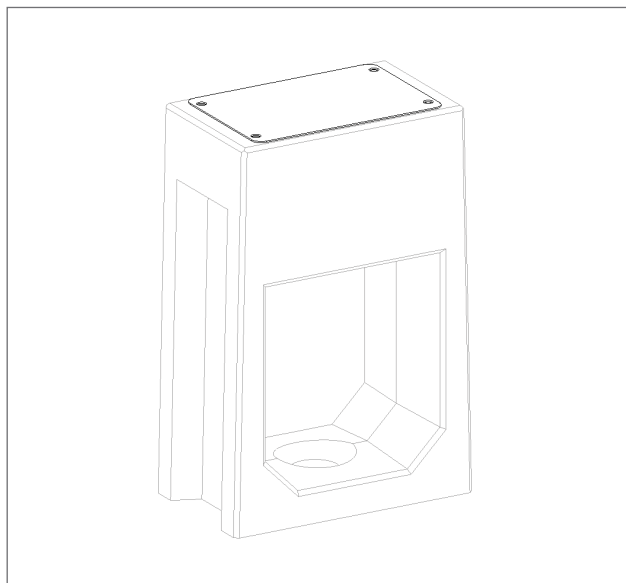
Package contents

Concrete Base



1a.

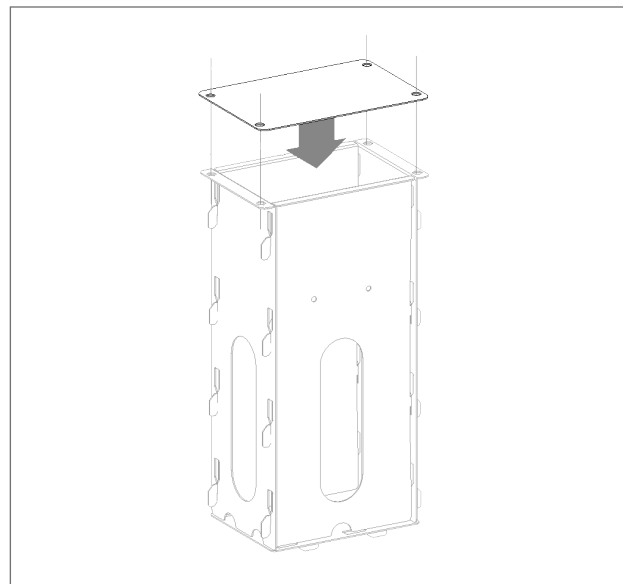
Secure the Base Blanking Plate in place with the included bolts and washers.



1b.

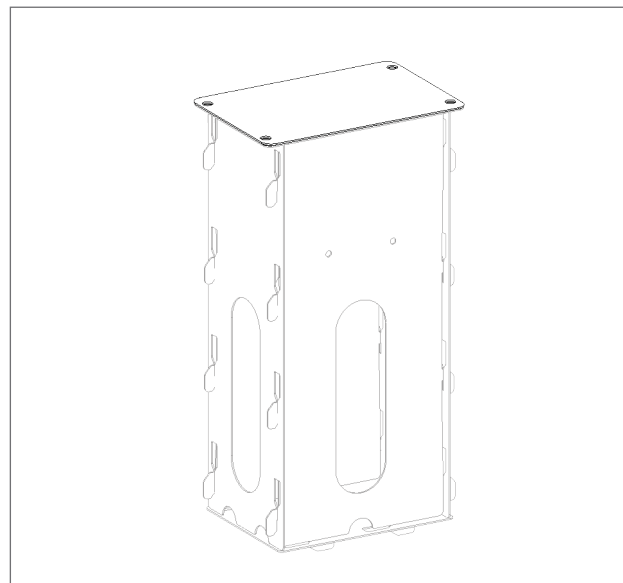
Installation completed.

Metal Base



2a.

Secure the Base Blanking Plate in place with the included bolts and washers.



2b.

Installation completed.