

EUP75T-1H24V-0 (Product No.: 104200031101)

Summary

EUP75T-1H24V-0 is a constant voltage mode output LED driver. The driver supports leading edge (Triac) and trailing edge (ELV) dimmer, and can be compatible with the systems of various brands (Philips, Panasonic, Lutron, Simon, ABB, Bunge, Siemens etc.) to achieve a smooth dimming effect.

Product Feature

- Single-channel constant voltage output, 3.1A Max.
- Support Leading edge (Triac) and Trailing edge (ELV) Dimmer
- Dimming range from 40VAC to 240V AC
- Dimming effect smooth, no flicker
- High efficiency: up to 86%
- High power factor of 0.99
- Over current protection; Short circuit protection; Over voltage; Over Temperature
- Suitable for indoor LED lighting application



Application



Wall Washer



LED Strip Light



LED Tube



Underground Light




AR111 Venture Light

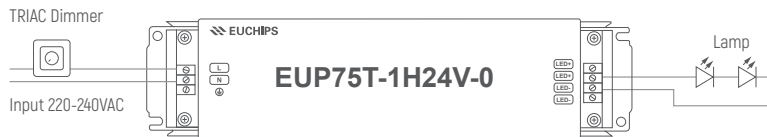
Technical Parameters

Model	EUP75T-1H24V-0		
Input	Efficiency	86%@230VAC, Full load	
	Voltage	220VAC-240VAC	
	Frequency	50/60Hz	
	Power Factor	≥0.99@230VAC, Full load	
	Current	0.5Amax@230VAC, Full load	
	Dimming voltage range	40-240VAC	
	Inrush Current	Cold start,18.2A(twidth =700us measured at 50% Ipeak)@230VAC	
Output	Current/Voltage/Power	3.1A/24VDC/75W	
	Ripple Current	200mVp-p	
	Channel	1	
	Voltage Tolerance	±3%	
	Turn On Delay Time	<1s, at 230Vac	
Function	Dimming Mode	Triac	ELV
Protection	Over temperature	Shut down and auto-restart after normal temperature	
	Over current	Hiccup, recovers after fault condition is removed	
	Short Circuit	Close the output, restart to recover since fault condition is removed for 10s	
	Over voltage	Hiccup, recovers after fault condition is removed	
Others	Working Temp.	-20°C~50°C	
	Storage Temp.; Humidity	-40°C~85°C, 20-90%RH	
	Tc	75°C	
	Material	Metal	
	IP Rating	IP20	
	Lifetime	30,000h@tc:75°C	
	Warranty Condition	3 years	
	Switch Cycle	>15,000 times	
	Packing Size	Net weight: 460g±5%/PCS; 20PCS/Carton; 10.5kg±5%/Carton; Carton Size: 244*223*199mm(L*W*H)	
Dimension	213*54*33mm(L*W*H)		

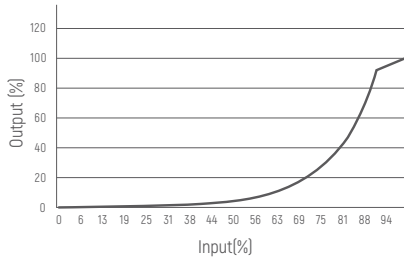
Dimension(mm)



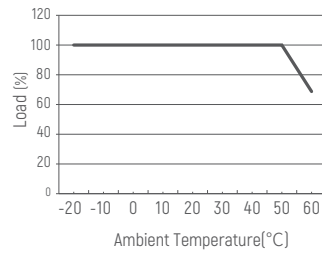
Wiring Diagram



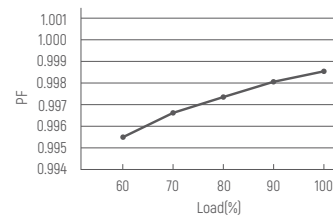
Dimming Curve



Derating Curve



PF vs Load



Cautions

- 1.The product shall be installed and serviced by a qualified person.
- 2.This product is non-waterproof. Please avoid the sun and rain. When installed outdoors please ensure it is mounted in a water proof enclosure.
- 3.Good heat dissipation will prolong the working life of the controller. Please ensure good ventilation.
- 4.Please check if the output voltage and current of any LED power supplies used comply with the requirement of the product.
- 5.Please ensure that adequate sized cable is used from the controller to the LED lights to carry the current. Please also ensure that the cable is secured tightly in the connector.
- 6.For safety consideration, PVC or rubber cord of 0.75-1.5mm² is recommended for input and output terminal(s) . Flat power cord is not suitable. Ensure all wire connections and polarities are correct before applying power to avoid any damages to the LED lights.
- 7.If a fault occurs please return the product to your supplier. Do not attempt to fix this product by yourself.