


ID CCCB 44/230/300-1050 DALI FV1

Stand alone type Dimmable adjustable output power LED driver
Support DALI-2, Push Dimming
Flicker free LED driver
Output current 300-1050mA by DIP Switch adjust
Max. output power 44.1W
Constant lumen output(CLO)
For luminaries of protection class I,II
5-year warranty



ELECTRICAL SPECIFICATIONS	
Rated input voltage range:	220 ... 240 Vac
Max. input voltage range:	198 ... 264 Vac
DC voltage range :	176 ... 278 Vdc
Rated frequency range:	0 / 50 / 60 Hz
Max. input current:	0.35 A @ 230 Vac
Total harmonic distortion (max.):	≤ 10 % at rated input voltage range @ full load
Inrush current:	Cold start 50A (test width = 10μs at 50% Ipeak) @ 230Vac;
MCB Loading Quantity:	Inrush current Ipeak: 3.26A
	Inrush current Twidth: 34us
	MCB Type: B10 C10 B16 C16
Qty (PCS)	37 37 60 60
Output current tolerance:	± 5 % at rated input voltage range @ rated load
Default current:	800mA
No load output voltage:	≤ 59 Vdc
Standby power consumption:	≤ 0.5W
Ripple output current:	Peak-to-average value(≤ 3KHz) ≤ 4%
Output PST	≤1
Output SVM	≤0.4
Dimming:	Dimming mode: DALI-2, Push Dimming
	Dimming current range: 1%~100%
Withstand voltage:	I/P-O/P: 3.75 kVac, < 5 mA 60 sec
Mains surge immunity:	L-N 1 kV
Connection terminal type:	45° push in terminal
Wire cross section:	Primary side: Built-in 0.5 - 1.5 mm ² ,Independent 0.75 - 1.5 mm ² secondary side: 0.5 - 1.5 mm ²
Wire stripping length:	7 - 8 mm
Protection rating:	IP 20



Protection:	Over voltage protection: The output voltage is less than or equal to 59V
	Short circuit protection: Hiccup mode. Protection device will trigger when short circuit and will auto recover after the fault mode is removed.

ELECTRICAL SPECIFICATIONS	
Supplementary instruction:	The luminaire manufacturer is responsible for measuring and verifying EMI compliance of the complete luminaire as the level of radio interference will vary depending on the luminaire construction. Especially primary and secondary cable lengths and their routing may have a significant effect on radio interference.

ENVIRONMENTAL SPECIFICATIONS	
Operating temperature:	-20 to 50° C
Storage temperature:	-40 to 80° C
Working humidity:	10 % to 90 %
Store humidity:	5 % to 90 %
Driver lifetime:	at Tc = 90° C: 50,000 hrs; at Tc = 80° C: 100,000 hrs; @230Vac
Maximum Tc temperature:	90° C

PRODUCT SPECIFICATIONS							
Model Number (Full Model)	Output Current	Input Voltage	Output Voltage	Efficiency @full load	Current Accuracy	Power Factor	Dimension L*W*H (mm)
ID CCCB 44/230/300-1050 DALI FV1	300-800mA	220-240Vac 198-250Vdc	6-52Vdc	87%	±5%	≥0.9	L97*W43*H30
	850-900mA		6-49Vdc	88%			
	950mA		6-46Vdc	88%			
	1000mA		6-44Vdc	87%			
	1050mA		6-42Vdc	87%			

SAFETY AND EMC COMPLIANCE					
ENEC+ CE	EN61347-2-13:2014/A1:2017	CCC	GB17625.1-2012	SAA	AS/NZS IEC 61347.2.13.2013
	EN 61347-1:2015		GB/T17743-2017		AS/NZS 61347.1:2016
	EN 62384:2006/A1:2009		GB/19510.1-2009		
	EN 55015:2013/A1:2015		GB19510.14-2009		
	EN61000-3-2:2014				
	EN61000-3-3:2013				
	EN61547:2009				



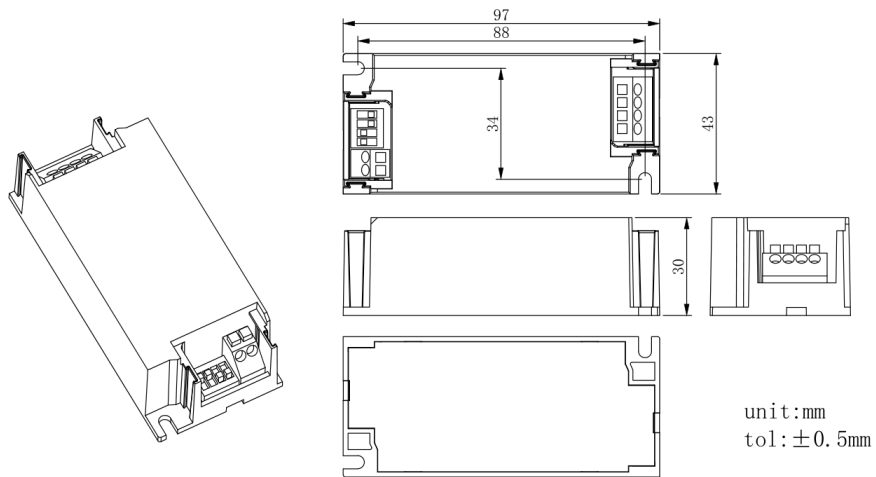
PHYSICAL DIMENSIONS	
Length (L):	97 mm
Width (W):	43 mm
Height (H):	30 mm

PACKAGING	
0.17 kg / unit	45 pcs / carton
Carton size:	303 x 225 x 120 mm
Carton weight:	8 kg


ADJUSTABLE OUTPUT CURRENT WITH DIP-SWITCH						
Vout	Pout	Iout	1	2	3	4
6-52Vdc	15.6W	300mA	-	-	-	-
6-52Vdc	18.2W	350mA	-	-	-	ON
6-52Vdc	20.8W	400mA	-	-	ON	-
6-52Vdc	23.4W	450mA	-	-	ON	ON
6-52Vdc	26W	500mA	-	ON	-	-
6-52Vdc	28.6W	550mA	-	ON	-	ON
6-52Vdc	31.2W	600mA	-	ON	ON	-
6-52Vdc	33.8W	650mA	-	ON	ON	ON
6-52Vdc	36.4W	700mA	ON	-	-	-
6-52Vdc	39W	750mA	ON	-	-	ON
6-52Vdc	41.6W	800mA	ON	-	ON	-
6-49Vdc	41.7W	850mA	ON	-	ON	ON
6-49Vdc	44.1W	900mA	ON	ON	-	-
6-46Vdc	43.7W	950mA	ON	ON	-	ON
6-44Vdc	44W	1000mA	ON	ON	ON	-
6-42Vdc	44.1W	1050mA	ON	ON	ON	ON

"ON" Indicates that DIP switch is on, "-" Indicates that DIP switch is off

DIMENSIONS



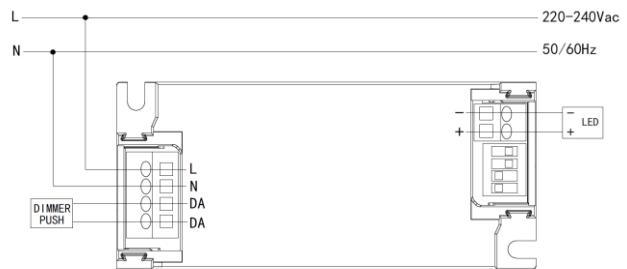
OPTIONAL ACCESSORIES



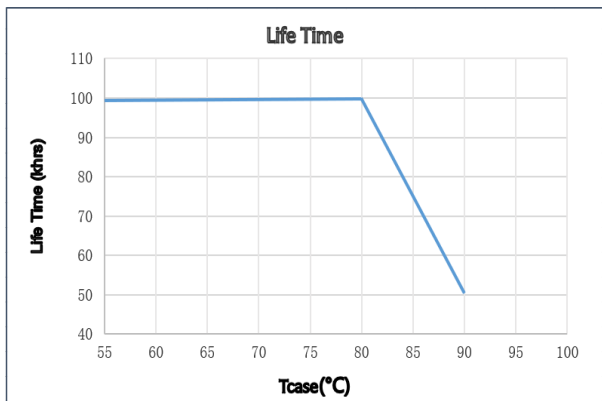
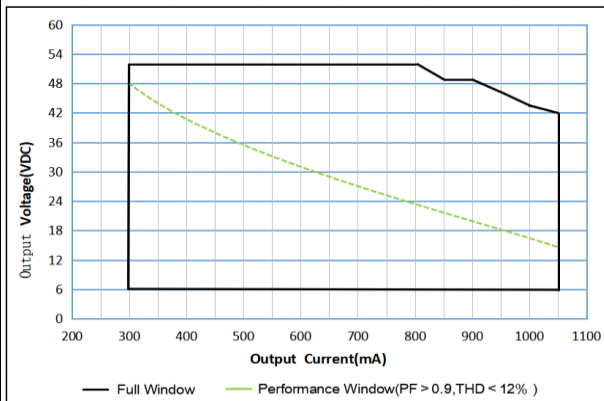
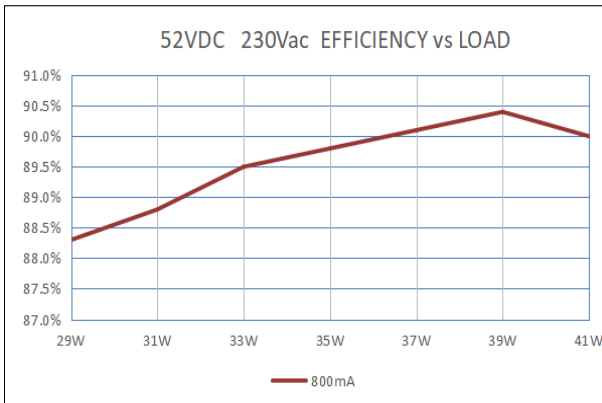
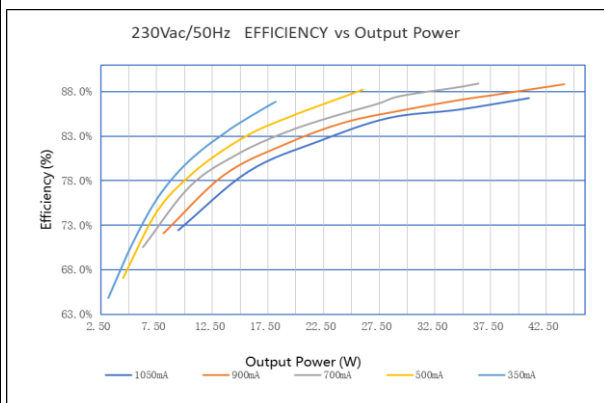
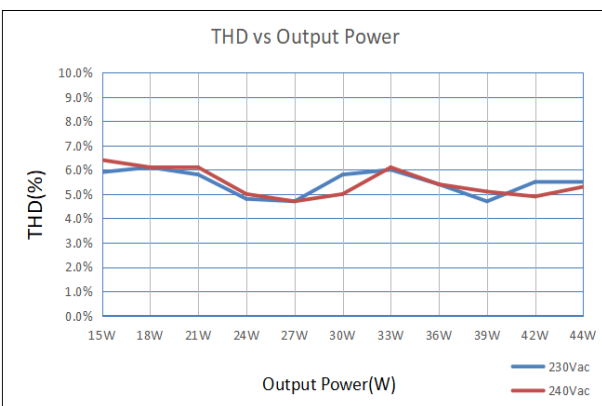
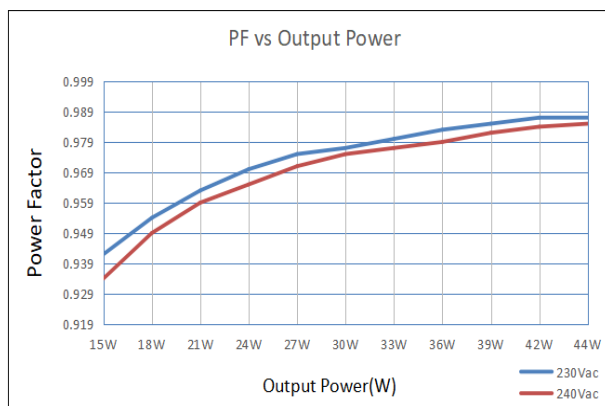
Dimensions(mm)	Length	Width	Height
XZ-ID-A	38	34	30
XZ-ID-LOOP-A	113.4	57.2	30
Driver incl:2*XZ-ID-A	143	43	30
Driver incl:1*XZ-ID-A,1*XZ-ID-LOOP-A	218.6	57.2	30

WIRING DIAGRAM

1. All connections must be as short as possible to ensure good EMI performance.
2. The lamp wire should keep a certain distance from the LED power supply and other wires (5-10 cm is preferred).
3. Incorrect wiring can damage LED.
4. The wire must be well protected against short circuit.



TECHNICAL INFORMATION



Hunan Xiezhen Electronics Co., Ltd.

Tel: +86-735-2653770
Fax: +86-735-2653771

Add: Block A&B Building 11 Innovation Park Linyi Road, BaiLutang Town Suxian District, Chenzhou, Hunan, China.

Web: www.cupower.com

all rights reserved