

SC-WHID

Application

- ※ Cove lighting
- ※ Architectural lights for canopy, corridor, window, archway
- ※ Backlight or edge lighting for signage
- ※ DIY lights for home use
- ※ Path and contour marking
- ※ Decorative lights for holiday, event, show, exhibition



Great advantages

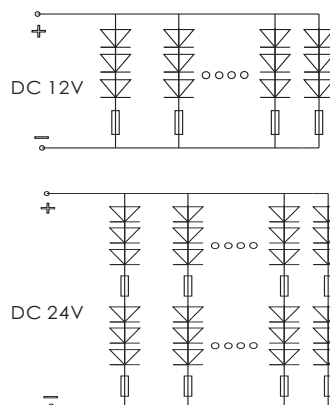
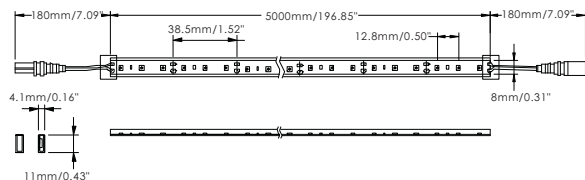
- ※ eco friendly
- ※ long life span, standard warranty 3 years
- ※ complete cut / connection accessories
- ※ no need of constant-current power feed
- ※ low power consumption
- ※ custom packing



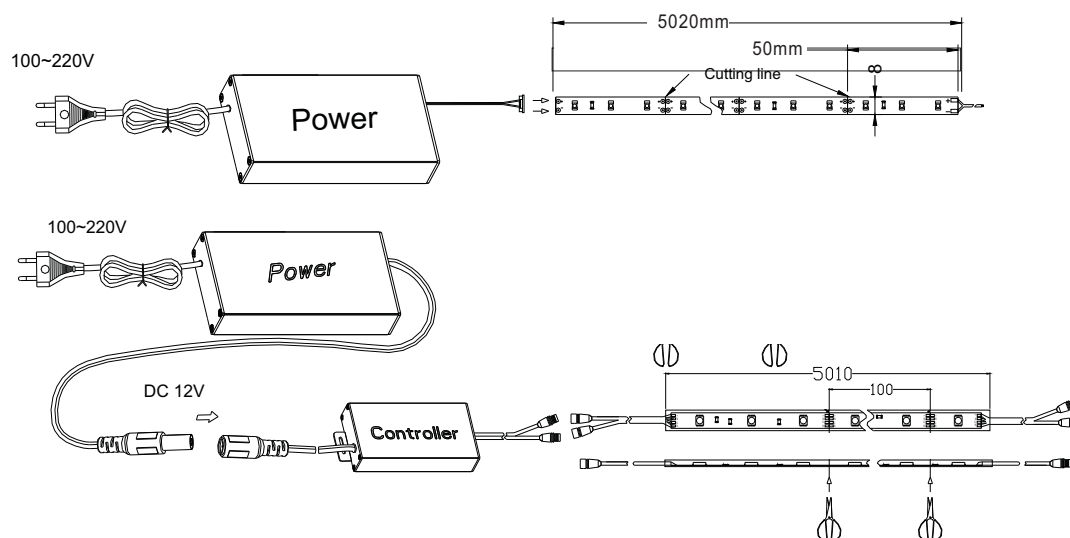
Technical parameters

Model Number	Color	Length (m)	LED Qty	LED Type	Light Output (lumen/m)	Beam Angle (degrees)	Voltage (V DC)	Current (Amps/m)	Max. Power Consumption (W/m)	IP	Continuous Connection (m)
SC-WHID-W	White	5	390	3020 Epistar	700	120	12	1.04	12.4	65	10
SC-WHID-NW	Natural White	5	390		650	120	12	1.04	12.4	65	10
SC-WHID-WW	Warm white	5	390		550	120	12	1.04	12.4	65	10
SC-WHID-R	Red	5	390		50	120	12	1.04	12.4	65	10
SC-WHID-W-24V	White	5	390		700	120	24	0.52	12.4	65	10
SC-WHID-NW-24V	Natural White	5	390		650	120	24	0.52	12.4	65	10
SC-WHID-WW-24V	Warm white	5	390		550	120	24	0.52	12.4	65	10
SC-WHID-R-24V	Red	5	390		50	120	24	0.52	12.4	65	10

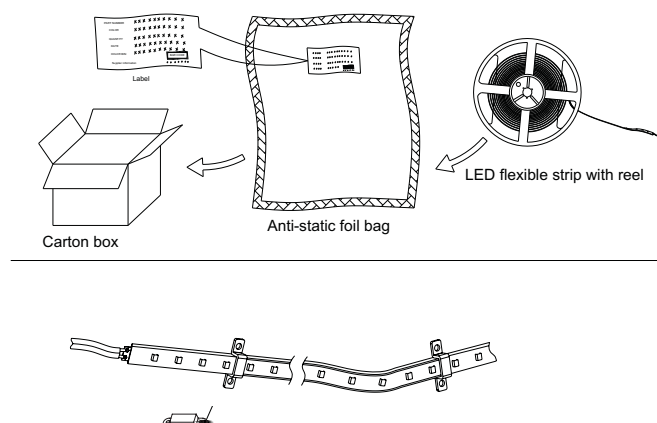
Dimension drawing (Unit:mm/inch)



Linking operation



Packing information



Safety Information

- The strip itself and all its components may not be mechanically stressed.
 - Assembly must not damage or destroy conducting paths on the circuit board.
 - Installation of LED ribbon (with power supplies) needs to be made with regard to all applicable electrical and safety standards.
- Only qualified personnel should be allowed to perform installations.
- Correct electrical polarity needs to be observed. Wrong polarity may destroy the strip.
 - Parallel connection is highly recommended as safe electrical operation mode.
 - Serial connection is not recommended. Unbalanced voltage drop can cause hazardous overload and damage the strip.
 - Please ensure that the power supply is of adapters power to operate the total load.
 - When mounting on metallic or otherwise conductive surfaces, there needs to be an electrical isolation points between strip and the mounting surface.
 - Pay attention to standard ESD precautions when installing the strip.
 - Damaged by corrosion will not be honored as a materials defect claim.
- It is the user's responsibility to provide suitable protection against corrosive agents such as moisture and condensation and other harmful elements.