

Sensor-switched LED indoor light

RS PRO LED P3 EM

Emergency light - neutral white

EAN 4007841 058593

Article number 058593



LED

30 years (Ø 4,5h / day)



high frequency sensor 360°



Ø 1 - 8 m

4000 K

4000K neutral white



IP54



2 - 2000 lux



5 sec - 15 min



10% basic brightness



soft light start



manual override 4h

Function description

Circular classic. Perfect shape. Perfect efficiency. The perfect switched indoor light. The emergency-light version of the RS PRO P3 S integrates harmoniously into corridors, hallways and stairwells. It combines timeless design and extremely easy installation with pioneering technology and unbeatable efficiency. As many as ten lights can be interconnected by cable. Output: 18,4 W with 2188 lm, 4000 K.

Technical specifications

Dimensions (Ø x H)	400 x 142 mm
With lamp	Yes, STEINEL LED system
With motion detector	Yes
Manufacturer's Warranty	5 years
Version	Emergency light - neutral white
PU1, EAN	4007841058593
Colour	white
Installation site	wall, ceiling
Installation	Ceiling
Impact resistance	IK03
IP-rating	IP54
Protection class	II
Ambient temperature	-10 – 30 °C
Housing material	Plastic
Cover material	Plastic, opal
Mains power supply	220 – 240 V / 50 – 60 Hz
Mounting height max.	4,00 m

Time setting	5 s – 15 Min.
Basic light level function	Yes
Basic light level function time	10/30 min, all night
Main light adjustable	No
Interconnection	Yes
Interconnection via	Cable
Lebensdauer LED nach IEC-62717 (L70)	100.000 h
Lebensdauer LED nach IEC-62717 (L80)	74.000 h
Lebensdauer LED nach IES TM-21 (L70)	>60.000 h
Lebensdauer LED nach IES TM-21 (L80)	>60.000 h
Absicherung B10 (ST)	54
Absicherung B16 (ST)	87
Absicherung C10 (ST)	90
Absicherung C16 (ST)	145
Fluorescent lamps, electronic ballast	400 W
Fluorescent lamps, uncorrected	400 VA
Fluorescent lamps, series-corrected	400 VA

<https://www.steinel.de>

Subject to technical modifications

02.2023 Page 1 from 4

Sensor-switched LED indoor light

RS PRO LED P3 EM

Emergency light - neutral white

EAN 4007841 058593

Article number 058593



Technical specifications

Electronic scalability	Yes
Mechanical scalability	No
Reach, radial	Ø 8 m (50 m ²)
Reach, tangential	Ø 8 m (50 m ²)
Luminous flux total product	2188 lm
Total product efficiency	123 lm/W
Colour temperature	4000 K
Lamp	LED cannot be replaced
Base	without
LED cooling system	Passive Thermo Control
Soft light start	Yes
Twilight setting	2 – 2000 lx

Fluorescent lamps, parallel-corrected	400 VA
Switching output 1, low-voltage halogen lamps	800 VA
LED lamps < 2 W	16 W
LED lamps > 8 W	64 W
LED lamps > 2 W < 8 W	64 W
Capacitive load in µF	88 µF
Basic light level function in per cent	10 %
Output	18,4 W
Colour Rendering Index CRI	= 82
Luminous flux, emergency light	38 lm
Photobiological safety in accordance with EN 62471	RG1
Starting current, maximum	13 A

Sensor-switched LED indoor light

RS PRO LED P3 EM

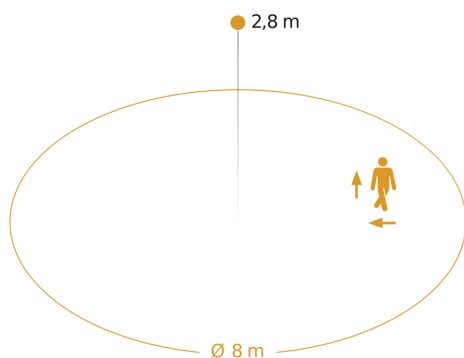
Emergency light - neutral white

EAN 4007841 058593

Article number 058593

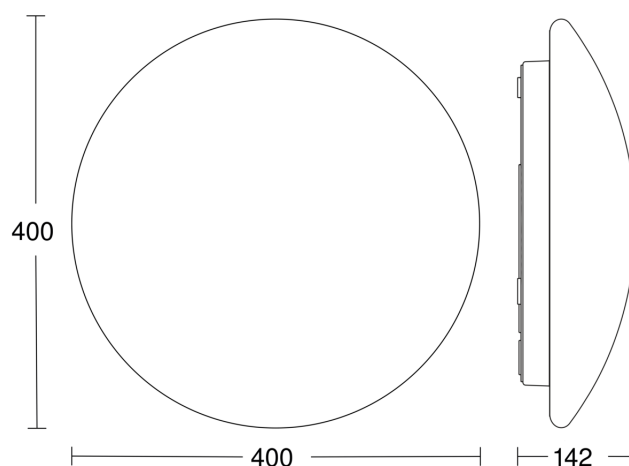


Detection Zone

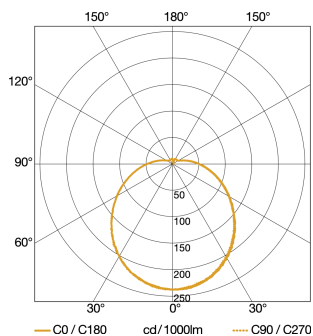


Mögliche Montagehöhe: 2,00 m – 4,00 m
Orange: radial und tangential

Dimension Drawing

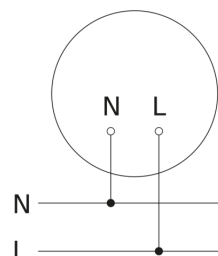


Light Distribution Curve



Output	18,4 W
With lamp	Yes, STEINEL LED system
Lamp	LED cannot be replaced
Measured luminous flux (360°)	2188 lm
Colour temperature	4000 K
LED life expectancy (max. °C)	50000 h
LED cooling system	Passive Thermo Control

Master circuit diagram



RS PRO LED P3 EM

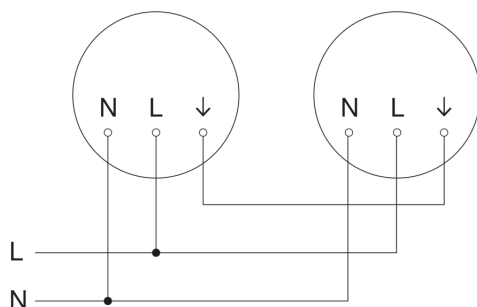
Emergency light - neutral white

EAN 4007841 058593

Article number 058593



Master/master interconnection circuit diagram



Master/slave interconnection circuit diagram

