
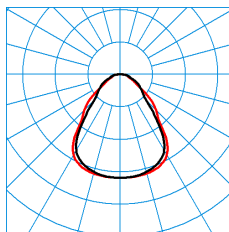



2350 G2 D2 OTA19 4000-840 ETDD

LED surface-mounted luminaire

TOC: 7374051



Product description

Luminaire type

Surface-mounted LED ceiling luminaire with translucent PMMA cover.

Applications

Offices, Corridors, Foyers, Conference rooms, Retail areas, waiting zones, Education, Care homes.

Mounting methods

For ceiling mounting indoors.

Optical system

Cover of translucent PMMA with photometrically effective prism structure. With symmetric narrow-wide light distribution. Glare evaluation (EN 12464-1) according to UGR < 19.

LED system

Luminaire luminous flux 4000 lm, connected load 36,00 W, luminous efficiency of luminaire 111 lm/W. Light colour neutral white, correlated colour temperature (CCT) 4000 K, general colour rendering index (CRI) $R_a > 80$. Mean rated service life $L70(t_{90} 25^\circ\text{C}) = 35,000$ h.

Luminaire body

Luminaire body sheet steel. Surface coated white (RAL 9016). Dimensions (L x W): 1202 mm x 300 mm, luminaire height 59 mm.

Electrical version

With electronic transformer, digitally dimmable (DALI). The luminaire is also ENEC-certified by an independent testing authority.

Light management

Die Leuchte ist DALI-dimmbar und kann in das Lichtmanagementsystem TRILUX LiveLink eingebunden werden.

Touch-DIM capability:

The Touch-DIM function enables switching and dimming of the luminaire by means of a push-button via the DALI conductor pair. Primarily designed to control a single luminaire, up to 4 luminaires can be also controlled together with consideration of the total cable length (maximum of 25 m from push-button to farthest luminaire). In principle, malfunctions in the form of asynchronism may occur due to disturbances on the building side despite observance of the specified general conditions.

TRILUX recommends the use of specially suitable DALI controllers and DALI repeaters to reliably implement the requirement of a Touch-DIM function for several luminaires.

Product features and key data

Applications	offices banks foyers sales rooms ticket halls exhibition rooms educational rooms
Luminaire type	Surface-mounted LED ceiling luminaire with translucent PMMA cover.
Mounting method	Surface-mounting
Luminaire optic	Cover of translucent PMMA with photometrically effective prism structure.
Connected load	36 W
Colour temperature	4.000 K
Rated luminous flux	4.000 lm
Luminous efficacy	111 lm/W
CEN flux code	63 87 97 100 100

Product features and key data

Service life	L65 (25 °C) = 50.000 h
Colour rendering index	80
Colour tolerance	5 SDCM
Photobiological class	Group 0 - no risk
Luminaire colour	RAL9016 Traffic white
Luminaire body	Luminaire body sheet steel.
Electrical version	With electronic transformer, digitally dimmable (DALI).
Connection method	Terminal
Dimming range	1 - 100 %
Mains frequency	50/60 Hz
Mains voltage	220 - 240 V
Ingress Protection (IP) rating	IP20
Protection class	I
Impact resistance (IK)	IK02
Hot wire resistance	650 °C
Ambient temperature	25 °C
Max. Luminaires B10	8
Max. Luminaires B16	12
Max. Luminaires C10	13
Max. Luminaires C16	21
Net length	1.202 mm
Net width	300 mm
Net height	59 mm
Weight	5,1 kg