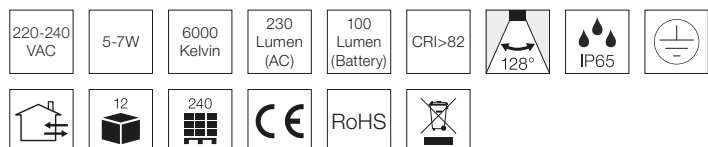


## Exit sign 5-7W

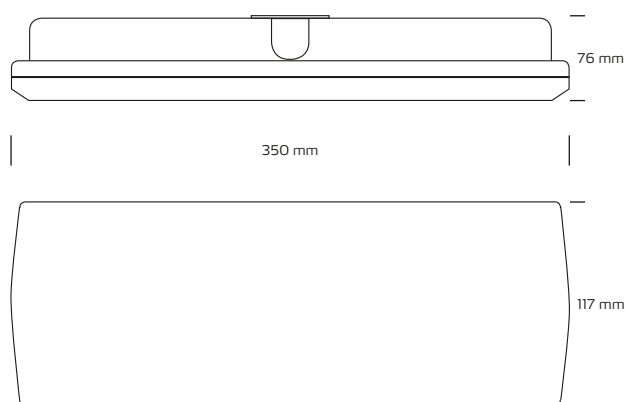
### Technical data

Voltage	220-240 VAC 50 Hz
System effect	5-7W
Light source	LED
Colour temperature	6000 Kelvin
Light intensity	230 Lumen w/ AC, 100 Lumen on battery
Colour rendering	CRI>82
Beam angle	128°
Exterior dimensions	L: 350 mm, W: 117 mm, H: 76 mm
Operating temperature	-5° - +45°
Reading distance	Max. 24 m
Battery	4.8V 1800mAh Ni-Cd
Manual test button	Yes
Possibility of through wiring	No
IP-class	IP65
Insulation class	Class I
Material	Polycarbonate
Environment	Indoors and outdoors
Warranty	2 years
Approvals	CE




### Product information

- Wall mounted exit sign
- In case of power failure, the built-in battery pack provides approx. 3 hours of emergency operation
- Reading distance: Max. 24 m
- Four different pictograms are included
- Test the lighting and the battery periodically
- It is recommended to replace the battery every 4 years



\*The drawing is not drawn to scale



NB: Always use cables of a type approved for permanent installation according to the current legislation. If the cables are in contact with the lamp cover, use cables with an operating temperature of at least 70° C.

Item no.	EAN no.	Colour
97151016	5704629000322	Hvid

### Accessories

Item no.	EAN no.	Type
98921010	5704629000452	Battery pack