



Features & Benefits

- Easy to install, recess mounted LED luminaires
- Multis require a min. floor thickness of only 7mm
- Long lifespan of up to 100.000 hours
- Energy-efficient: round versions 0.3W and square 0.6W
- Solid construction can withstand 285kg of weight load
- Round and square shapes with a stainless steel finish
- Cool white, warm white, blue or amber LEDs

Applications

- Floor & wall coverings
- Stair treads, stringers & risers
- Baseboards, profiles & wainscoting
- Countertops & cabinets

Multi


Round/Square

Eyeleds® Multi, a single, linkable version of the popular 'Floorleds', floor lighting system, features a built-in depth of just 6.5mm and offers revolutionary possibilities to be creative with light.

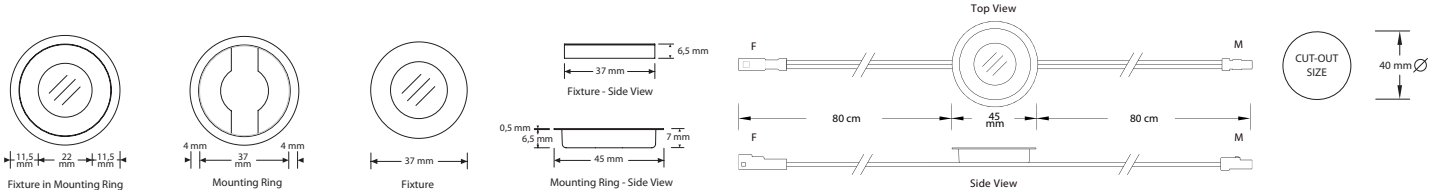
The Eyeleds® Multi has two 80cm cables with a male and female IP67 plug connector, pre-attached.

Eyeleds® Multi can be used as interior design accents, guide or night-lights. Additionally, this system can be installed into existing flooring by accessing the floor below to link the connectors together through a basement or crawl space.

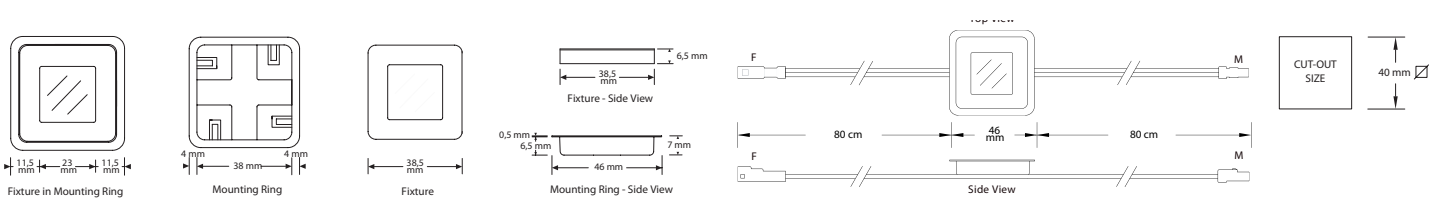
Specifications

Lumen Output	
Round	1,6 lm
Square	2,0 lm
Power Consumption	
Round	0.3W / 25mA
Square	0.6W / 50mA
Color Temperature	
Cool White	5500K
Warm White	2700K
Rated Life	up to 100.000 Hours
LEDs	SMD (Side LED)
Materials	
Lens and Housing	Polycarbonate
Metal Parts	Stainless Steel (INOX 316)
Walkover Pressure	Max. 285kg / 2850N
IK	IK10
Surface Temperature	
Front	Max. 34°C
Back	Max. 31°C
Operating Temperature	-35°C to +65°C
Voltage	12V DC
Warranty	5 Years Limited
Standards	
Environment	IP67, indoor application only

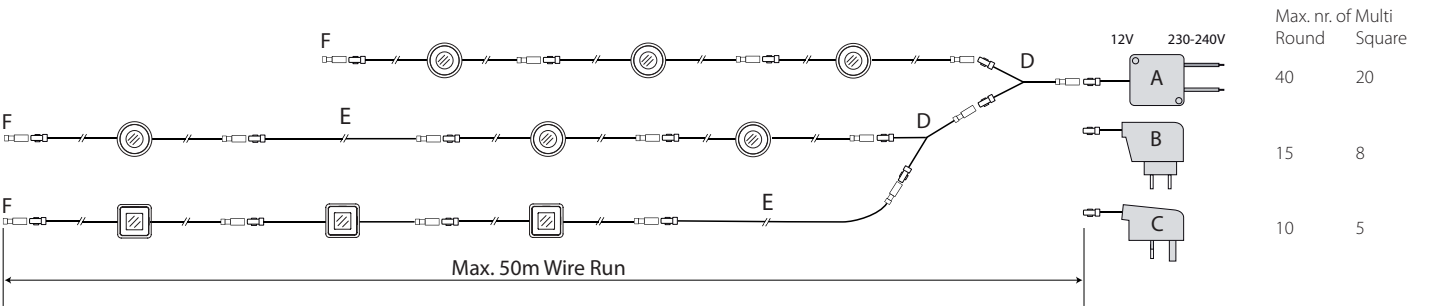
Dimensions - Round



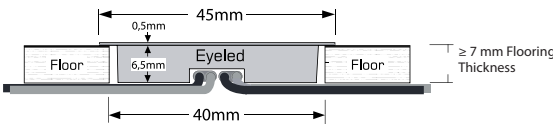
Dimensions - Square



Example Connection Diagram



Installation Diagram



Ordering Information

Description	Finish / LED Colour	Ordering # Round	Ordering # Square
Multi - Single, Linkable LED Unit	Stainless Steel / Warm White LED	EMU-RWW-01	EMU-SWW-01
Multi - Single, Linkable LED Unit	Stainless Steel / Cool White LED	EMU-RCW-01	EMU-SCW-01
Multi - Single, Linkable LED Unit	Stainless Steel / Blue LED	EMU-RBL-01	EMU-SBL-01
Multi - Single, Linkable LED Unit	Stainless Steel / Amber LED	EMU-RAM-01	EMU-SAM-01

Accessory	#	Ordering #	Accessory	#	Ordering #
Built-In Power Supply 12V DC / 12W	(A)	EIA-10000	Extension Cable 100cm	(E)	EIA-30002
Plug-In Power Supply EU 12V DC / 5W	(B)	EIA-11000	Extension Cable 300cm	(E)	EIA-30003
Plug-In Power Supply UK 12V DC / 3W	(C)	EIA-11001	Extension Cable 600cm	(E)	EIA-30004
T-Splitter	(D)	EIA-20000	End Stop	(F)	EIA-40000
			Carpet Clamp Ring		EIA-60000