

## LINEARlight FLEX Protect LOW POWER 500

– LED modules for professional and industrial applications



### Product family benefits

- Color consistency up to 2 SDCM on entire light strip thanks to Single-bin technology
- Color rendering options  $R_a$ : 80 and 90
- Service lifetime (L80/B10): up to 60,000 h
- LM79 and LM80 compliant
- Embedded constant current regulators
- No solder-joints on circuit board
- Type of protection: IP67 due to high performance silicon
- Flexible and cuttable LED strips
- Dimmable (with suitable PWM dimming methods)

### Areas of application

- For high-end application with dedicated equipment and accessories



## Product family datasheet

### Technical data

Product description	Electrical data						Photometrical data
	Nominal voltage	Type of current	Nominal wattage per meter	Rated wattage	Input voltage range	Accidental reverse input voltage protection up to	Light color LED
LFP500 -G1-827-10	24.0 V	DC	3.9 W	39.00 W	23...25 V	25 V	White
LFP500 -G1-830-10	24.0 V	DC	3.9 W	39.00 W	23...25 V	25 V	White
LFP500 -G1-835-10	24.0 V	DC	3.9 W	39.00 W	23...25 V	25 V	White
LFP500 -G1-840-10	24.0 V	DC	3.9 W	39.00 W	23...25 V	25 V	White
LFP500 -G1-850-10	24.0 V	DC	3.9 W	39.00 W	23...25 V	25 V	White
LFP500 -G1-865-10	24.0 V	DC	3.9 W	39.00 W	23...25 V	25 V	White
LFP500 -G1-880-10	24.0 V	DC	3.9 W	39.00 W	23...25 V		White
LFP500 -G1-927-10	24.0 V	DC	3.9 W	39.00 W	23...25 V	25 V	White
LFP500 -G1-930-10	24.0 V	DC	3.9 W	39.00 W	23...25 V	25 V	
LFP500 -G1-935-10	24.0 V	DC	3.9 W	39.00 W	23...25 V	25 V	White
LFP500 -G1-940-10	24.0 V	DC	3.9 W	39.00 W	23...25 V	25 V	White
LFP500 -G1-965-10	24.0 V	DC	3.9 W	39.00 W	23...25 V	25 V	White

Product description	Color rendering index Ra	Luminous flux per meter	Luminous efficacy	Light color (designation)	Total useful luminous flux	Standard deviation of color matching
LFP500 -G1-827-10	≥80	440 lm	113 lm/W	2700 K		
LFP500 -G1-830-10	≥80	480 lm	123 lm/W	3000 K		
LFP500 -G1-835-10	≥80	480 lm	123 lm/W	3500 K		
LFP500 -G1-840-10	≥80	520 lm	133 lm/W	4000 K		
LFP500 -G1-850-10	≥80	520 lm	133 lm/W	5000 K		
LFP500 -G1-865-10	≥80	520 lm	133 lm/W	6500 K		
LFP500 -G1-880-10	>80	490 lm	133 lm/W	8800 K	4900 lm	≤3 sdcn
LFP500 -G1-927-10	≥90	360 lm	92 lm/W	2700 K		
LFP500 -G1-930-10	≥90	400 lm	103 lm/W	3000 K	4000 lm	≤3 sdcn
LFP500 -G1-935-10	≥90	400 lm	103 lm/W	3500 K		
LFP500 -G1-940-10	≥90	400 lm	103 lm/W	4000 K		
LFP500 -G1-965-10	≥90	440 lm	113 lm/W	6500 K		

Product description	Light technical data					LED module information
	LED pitch	Beam angle	Rated beam angle (half peak value)	Starting time	Warm-up time (60 %)	Number of LEDs per meter
LFP500 -G1-827-10	14.29 mm	120 °				70
LFP500 -G1-830-10	14.29 mm	120 °				70

## Product family datasheet

Product description	Light technical data					LED module information
	LED pitch	Beam angle	Rated beam angle (half peak value)	Starting time	Warm-up time (60 %)	Number of LEDs per meter
LFP500 -G1-835-10	14.29 mm	120 °				70
LFP500 -G1-840-10	14.29 mm	120 °				70
LFP500 -G1-850-10	14.29 mm	120 °				70
LFP500 -G1-865-10	14.29 mm	120 °				70
LFP500 -G1-880-10	14.29 mm	120 °	120.00 °	< 0.5 s	< 0.50 s	70
LFP500 -G1-927-10	14.29 mm	120 °				70
LFP500 -G1-930-10	14.29 mm	120 °	120.00 °	< 0.5 s	< 0.50 s	70
LFP500 -G1-935-10	14.29 mm	120 °				70
LFP500 -G1-940-10	14.29 mm	120 °				70
LFP500 -G1-965-10	14.29 mm	120 °				70

Product description	Number of LEDs per smallest unit	Maximum operable length	Dimensions & weight			
			Length	Length – smallest unit	Width	Height
LFP500 -G1-827-10	7	10000 mm <sup>1)</sup>	10000 mm	100.0 mm	11.1 mm	4.50 mm
LFP500 -G1-830-10	7	10000 mm <sup>1)</sup>	10000 mm	100.0 mm	11.1 mm	4.50 mm
LFP500 -G1-835-10	7	10000 mm <sup>1)</sup>	10000 mm	100.0 mm	11.1 mm	4.50 mm
LFP500 -G1-840-10	7	10000 mm <sup>1)</sup>	10000 mm	100.0 mm	11.1 mm	4.50 mm
LFP500 -G1-850-10	7	10000 mm <sup>1)</sup>	10000 mm	100.0 mm	11.1 mm	4.50 mm
LFP500 -G1-865-10	7	10000 mm <sup>1)</sup>	10000 mm	100.0 mm	11.1 mm	4.50 mm
LFP500 -G1-880-10	7	10000 mm <sup>1)</sup>	10000 mm	100.0 mm	11.1 mm	4.50 mm
LFP500 -G1-927-10	7	10000 mm <sup>1)</sup>	10000 mm	100.0 mm	11.1 mm	4.50 mm
LFP500 -G1-930-10	7	10000 mm <sup>1)</sup>	10000 mm	100.0 mm	11.1 mm	4.50 mm
LFP500 -G1-935-10	7	10000 mm <sup>1)</sup>	10000 mm	100.0 mm	11.1 mm	4.50 mm
LFP500 -G1-940-10	7	10000 mm <sup>1)</sup>	10000 mm	100.0 mm	11.1 mm	4.50 mm
LFP500 -G1-965-10	7	10000 mm <sup>1)</sup>	10000 mm	100.0 mm	11.1 mm	4.50 mm

Product description	Product weight	Colors & materials		Temperatures & operating conditions	
		Cover material	Body material	Performance temp. acc. to IEC 62717	Temperature range in operation at Tc point
LFP500 -G1-827-10	558.10 g	Silicone	Silicone	35 °C	-30...70 °C <sup>2)</sup>
LFP500 -G1-830-10	558.10 g	Silicone	Silicone	35 °C	-30...70 °C <sup>2)</sup>
LFP500 -G1-835-10	558.10 g	Silicone	Silicone	35 °C	-30...70 °C <sup>2)</sup>
LFP500 -G1-840-10	558.10 g	Silicone	Silicone	35 °C	-30...70 °C <sup>2)</sup>
LFP500 -G1-850-10	558.10 g	Silicone	Silicone	35 °C	-30...70 °C <sup>2)</sup>
LFP500 -G1-865-10	558.10 g	Silicone	Silicone	35 °C	-30...70 °C <sup>2)</sup>
LFP500 -G1-880-10	558.10 g	Silicone	Silicone	35 °C	-30...70 °C <sup>2)</sup>
LFP500 -G1-927-10	558.10 g	Silicone	Silicone	40 °C	-30...70 °C <sup>2)</sup>
LFP500 -G1-930-10	558.10 g			35 °C	-30...70 °C <sup>2)</sup>

## Product family datasheet

Product description	Product weight	Colors & materials		Temperatures & operating conditions	
		Cover material	Body material	Performance temp. acc. to IEC 62717	Temperature range in operation at Tc point
LFP500 -G1-935-10	558.10 g	Silicone	Silicone	35 °C	-30...70 °C <sup>2)</sup>
LFP500 -G1-940-10	558.10 g	Silicone	Silicone	35 °C	-30...70 °C <sup>2)</sup>
LFP500 -G1-965-10	558.10 g	Silicone	Silicone	35 °C	-30...70 °C <sup>2)</sup>

Product description	Ambient temperature range	Temperature range at storage	Lifespan		
			Rated lamp life time	Nominal lamp life time	Lumen main. fact. at end of nom. life time
LFP500 -G1-827-10	-30...+50 °C <sup>3)</sup>	-40...+85 °C	60000 h <sup>4)</sup>	60000 h	
LFP500 -G1-830-10	-30...+50 °C <sup>3)</sup>	-40...+85 °C	60000 h <sup>4)</sup>	60000 h	
LFP500 -G1-835-10	-30...+50 °C <sup>3)</sup>	-40...+85 °C	60000 h <sup>4)</sup>	60000 h	
LFP500 -G1-840-10	-30...+50 °C <sup>3)</sup>	-40...+85 °C	60000 h <sup>4)</sup>	60000 h	
LFP500 -G1-850-10	-30...+50 °C <sup>3)</sup>	-40...+85 °C	60000 h <sup>4)</sup>	60000 h	
LFP500 -G1-865-10	-30...+50 °C <sup>3)</sup>	-40...+85 °C	60000 h <sup>4)</sup>	60000 h	
LFP500 -G1-880-10	-30...+50 °C <sup>3)</sup>				0.70
LFP500 -G1-927-10	-30...+50 °C <sup>3)</sup>	-40...+85 °C	60000 h <sup>4)</sup>	60000 h	
LFP500 -G1-930-10		-40...+85 °C	60000 h	60000 h	0.70
LFP500 -G1-935-10	-30...+50 °C <sup>3)</sup>	-40...+85 °C	60000 h <sup>4)</sup>	60000 h	
LFP500 -G1-940-10	-30...+50 °C <sup>3)</sup>	-40...+85 °C	60000 h <sup>4)</sup>	60000 h	
LFP500 -G1-965-10	-30...+50 °C <sup>3)</sup>	-40...+85 °C	60000 h <sup>4)</sup>	60000 h	

Product description	Number of switching cycles	Additional product data		Capabilities
		ID of contained light source	Predecessor EAN	Lowest bending radius
LFP500 -G1-827-10		LS_TRV_274100		50 mm
LFP500 -G1-830-10		LS_TRV_274101	4008321789983	50 mm
LFP500 -G1-835-10		LS_TRV_274102		50 mm
LFP500 -G1-840-10		LS_TRV_274103	4008321790125	50 mm
LFP500 -G1-850-10		LS_TRV_285322		50 mm
LFP500 -G1-865-10		LS_TRV_274104		50 mm
LFP500 -G1-880-10	15000	LS_TRV_285472		50 mm
LFP500 -G1-927-10				50 mm
LFP500 -G1-930-10	30000	LS_TRV_285895		50 mm
LFP500 -G1-935-10		LS_TRV_274109		50 mm
LFP500 -G1-940-10		LS_TRV_274110		50 mm
LFP500 -G1-965-10		LS_TRV_274111		50 mm

## Product family datasheet

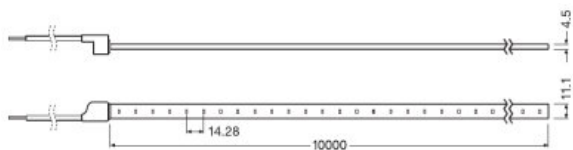
Product description	Dimmable	Certificates & standards		
		Standards	Type of protection	Energy efficiency class of the contained light source
LFP500 -G1-827-10		CE; ENEC 10 VDE/EAC/UL Recognized component according UL 8750	IP67	F
LFP500 -G1-830-10		CE; ENEC 10 VDE/EAC/UL Recognized component according UL 8750	IP67	F
LFP500 -G1-835-10		CE; ENEC 10 VDE/EAC/UL Recognized component according UL 8750	IP67	E
LFP500 -G1-840-10		CE; ENEC 10 VDE/EAC/UL Recognized component according UL 8750	IP67	E
LFP500 -G1-850-10		CE; ENEC 10 VDE/EAC/UL Recognized component according UL 8750	IP67	E
LFP500 -G1-865-10		CE; ENEC 10 VDE/EAC/UL Recognized component according UL 8750	IP67	F
LFP500 -G1-880-10	Yes		IP67	F
LFP500 -G1-927-10		CE; ENEC 10 VDE/EAC/UL Recognized component according UL 8750	IP67	
LFP500 -G1-930-10	Yes		IP67	F
LFP500 -G1-935-10		CE; ENEC 10 VDE/EAC/UL Recognized component according UL 8750	IP67	F
LFP500 -G1-940-10		CE; ENEC 10 VDE/EAC/UL Recognized component according UL 8750	IP67	F
LFP500 -G1-965-10		CE; ENEC 10 VDE/EAC/UL Recognized component according UL 8750	IP67	F

Product description	Energy consumption	Logistical data
		Commodity code
LFP500 -G1-827-10		940540399000
LFP500 -G1-830-10		940540399000
LFP500 -G1-835-10		940540399000
LFP500 -G1-840-10		940540399000
LFP500 -G1-850-10		940540399000
LFP500 -G1-865-10		940540399000
LFP500 -G1-880-10	43 kWh/1000h	940540399000
LFP500 -G1-927-10		940540399000
LFP500 -G1-930-10	43 kWh/1000h	940540399000
LFP500 -G1-935-10		940540399000
LFP500 -G1-940-10		940540399000
LFP500 -G1-965-10		940540399000

## Product family datasheet

- 1) Max. cumulative product length powering it from a single end
- 2) Exceeding the maximum ratings will reduce expected life time or destroy the LED strip.
- 3) Rated ambient temp. 25°C/Providing that temperature at T<sub>c</sub> point is below max value during operation/Temperature ramping for environmental testing acc. to IEC 62717, 1K/min
- 4) L70/B50 at T<sub>c</sub> 40 °C

## Product family datasheet



---

LFP500-G1

---

### Equipment / Accessories

- Flexessories: a complete set of aluminum channels with diffusers and lenses
- Connectors: quick-and-easy toolless installation with SLIMCONNECTsystem G2
- Drivers and dimmers: wide selection of OPTOTRONIC 24 V DALI, DMX and BLE
- Check for more detailed information the specification sheets in the download section

---

### Application advice

For more detailed application information and graphics please see product datasheet.

## Product family datasheet

---

### Additional product information

- Some LED modules are equipped with a self-adhesive tape for attaching the LED module to suitable materials, such as aluminum profiles, which must be clean and free of oil or silicone coatings, as well as other dirt/dust particles. The adhesive tape is intended for single use and if removed may damage the material to which it is stuck and the LED module itself, which must then be scrapped. Use the adhesive tape when the installation material temperature is in the 18 °C...35 °C range. Complete adhesion takes up to 72 h.
- LED modules are designed for static installations in accordance with IPC 6013C – Use A. Take material vibrations, repetitive torsion, and elongation/compression into account.
- If the operating environment covers a broad temperature range (e.g. outdoor applications) and the operating length is longer than 2 m, the use of adequate mounting surfaces is required. The use of an additional thicker adhesive tape between LED module and mounting surface is also recommended in order to absorb the stress of any mismatch in expansion. Assure enough space for module expansion with increasing temperature.
- The manufacturer is not responsible for damage due to chemical corrosion. The user must provide suitable protection against corrosive agents such as moisture and condensation and any other harmful elements/compounds. Make certain to avoid corrosive atmospheres. According to the current state of LED technology, hydrogen sulfide (H<sub>2</sub>S) causes accelerated corrosion which leads to shortened lifetime or premature failure. Sources of H<sub>2</sub>S may be rubber, foam rubber, soft-foam tapes, rubber-based sealing, natural sources (e.g. sulfur springs), etc. To avoid H<sub>2</sub>S from sulfur-vulcanized rubber use silicon-based materials or peroxide-crosslinked rubber instead. Follow the recommendations in the material datasheet of the rubber supplier.
- IP00 LED modules, as manufactured, have no conformal coating and therefore offer no inherent protection against corrosion. Conformal coating treatment is possible, however materials must be selected properly in order to avoid product damage or impaired performance; the user must also completely seal the cut parts (ends/edges).
- For applications involving exposure to humidity and dust the module must be protected by a fixture or housing with a suitable IP protection class.
- Consult OSRAM Technical Service for further advice.
- Only a qualified electrician may install the module.
- Handle with care and ensure that there is no mechanical product damage, including damage to invisible internal electronics parts.
- Exceeding maximum operating and storage temperature ratings can reduce the expected lifetime or even destroy the LED module. The temperature of the LED module must be measured at the T<sub>c</sub>-point in accordance with EN 60598-1 under steady-state conditions, considering the worst case; drive all channels at 100 % power. Refer to the product drawing for the exact location of the T<sub>c</sub>-point.
- Exceeding the maximum ratings for the operating voltage causes hazardous overload and will likely destroy the LED module.
- Installation of LED modules and connection to the power supply must comply with all applicable electrical and safety standards.
- Observe correct polarity and wiring diagrams! Incorrect polarity or wrong wiring can cause unpredictable permanent damage or even failure of the product.
- Never exceed the maximum operable length, including daisy-chaining connections.
- Always ensure electrical isolation between the LED module and the mounting surface, especially in the vicinity of connections or cut ends.
- IP00 LED modules are ESD-sensitive; take adequate precautions during installation and operation of the products.
- Use only SELV LED drivers in accordance with applicable lighting standards and LED module ratings. In order to safely operate OSRAM LED modules it is necessary to supply them with an electronically stabilized power supply providing protection against short circuits, overload and overheating. To simplify the approval process of the luminaire/installation, the electronic power supplies control gear for LED modules must bear the CE and ENEC marking. In Europe the Declarations of Conformity must include at least the following standards: EN 61347-2-13, EN 55015, EN 61547 and EN 61000-3-2. ENEC certification will be based on EN 61347-2-13 and EN 62384. OSRAM OPTOTRONIC LED drivers comply with all relevant standards and guarantee safe operation; see the relevant brochure for more detailed information about OSRAM OPTOTRONIC.
- Avoid installations in rural and urban areas with high industrial activity and heavy traffic (higher than class than 4C1 according IEC 60721-3) and as well as installation in spa, areas with chlorine atmosphere, direct exposure to blown sand.

---









### Sales and Technical Support













## Product family datasheet

Sales and Technical Support [www.osram.com](http://www.osram.com)

### Download Data

File	
	User instruction LINEARlight FLEX Protect Low Power
	Product Datasheet LINEARlight FLEX Protect Low Power LFP500 (EN)
	Brochures Light is freedom of design (EN)
	Certificates VDE-ENEC Certificate
	Certificates UL Certificate-20180523-E346592
	Declarations of conformity EU declaration of conformity 3657643
	Declarations of conformity Manufacturers Declaration of Conformity 3657733
	Eulumdat Eulumdat LFP500-G1-827-10
	IES data IES data LFP500-G1-827-10
	Eulumdat Eulumdat LFP500-G1-830-10
	IES data IES data LFP500-G1-830-10
	Eulumdat Eulumdat LFP500-G1-835-10
	IES data IES data LFP500-G1-835-10
	Eulumdat Eulumdat LFP500-G1-840-10
	IES data IES data LFP500-G1-840-10
	Eulumdat LFP500-G1-850-10 LTD 151220
	IES data LFP500-G1-850-10 IES 151220
	Eulumdat Eulumdat LFP500-G1-865-10
	IES data IES data LFP500-G1-865-10

## Product family datasheet

	Eulumdat LFP500-G1-880-10 LTD 151220
	IES data LFP500-G1-880-10 IES 151220
	Eulumdat Eulumdat LFP500-G1-927-10
	IES data IES data LFP500-G1-927-10
	Eulumdat Eulumdat LFP500-G1-935-10
	IES data IES data LFP500-G1-935-10
	Eulumdat Eulumdat LFP500-G1-940-10
	IES data IES data LFP500-G1-940-10
	Eulumdat Eulumdat LFP500-G1-965-10
	IES data IES data LFP500-G1-965-10

### Ecodesign regulation information:

ul>This product is considered to be a "containing product" in the sense of Regulations (EU) 2019/2020 and (EU) 2019/2015. Tolerances of the reported values, are according to LED Modules Performance standard IEC/EN 62717.

In general, the replacement of the contained light sources without permanent damage to the product with the use of common available tools is possible in the final application when they can be dismantled from the installation environment and substituted for the necessary number of light sources restoring its full electrical/mechanical/thermal/optical functionality by means of a professional installer.

In the contrary, and limited to the LINEARlight Flex Diffuse, LINEARlight Rigid Finesse, GINO LED Flex Diffuse and LUMINENT Milky product families, the contained light source is an integrated part of the containing product and its removal can only be done by causing a permanent damage to the containing product due to its tight mechanical, electrical, optical, thermal interaction and/or environmental protection with or from the containing product. Therefore, a replacement of the light source with the use of common available tools is not justified.

Dismantling of light sources from containing products at end of life: Containing products with light sources which are scalable in length can be cut to the length of the contained light source and if applicable mechanically detached from protective and/or optical covers. Containing products shall be separated from building material and/or from other additional mounting accessories by means of a professional installer.

Separate control gear and light sources must be disposed of at certified disposal companies in accordance with Directive 2012/19/EU (WEEE) in the EU and with Waste Electrical and Electronic Equipment (WEEE) Regulations 2013 in the UK. For this purpose, collection points for recycling centres and take-back systems (CRSO) are available from retailers or private disposal companies, which accept separate control gear and light sources free of charge. In this way, raw materials are conserved and materials are recycled.

## Product family datasheet

### Logistical Data

Product code	Product description	Packaging unit (Pieces/Unit)	Dimensions (length x width x height)	Volume	Gross weight
4052899575400	LFP500 -G1-827-10	Shipping carton box 8	365 mm x 286 mm x 366 mm	38.21 dm <sup>3</sup>	8683.00 g
4052899575424	LFP500 -G1-830-10	Shipping carton box 8	365 mm x 286 mm x 366 mm	38.21 dm <sup>3</sup>	8683.00 g
4052899575448	LFP500 -G1-835-10	Shipping carton box 8	365 mm x 286 mm x 366 mm	38.21 dm <sup>3</sup>	8683.00 g
4052899575462	LFP500 -G1-840-10	Shipping carton box 8	365 mm x 286 mm x 366 mm	38.21 dm <sup>3</sup>	8683.00 g
4062172061810	LFP500 -G1-850-10	Shipping carton box 8	365 mm x 286 mm x 366 mm	38.21 dm <sup>3</sup>	8683.00 g
4052899575486	LFP500 -G1-865-10	Shipping carton box 8	365 mm x 286 mm x 366 mm	38.21 dm <sup>3</sup>	8683.00 g
4062172151009	LFP500 -G1-880-10	Shipping carton box 8	365 mm x 286 mm x 366 mm	38.21 dm <sup>3</sup>	8683.00 g
4052899595217	LFP500 -G1-927-10	Shipping carton box 8	365 mm x 286 mm x 366 mm	38.21 dm <sup>3</sup>	8683.00 g
4062172168885	LFP500 -G1-930-10	Shipping carton box 8	365 mm x 286 mm x 366 mm	38.21 dm <sup>3</sup>	8683.00 g
4052899575523	LFP500 -G1-935-10	Shipping carton box 8	365 mm x 286 mm x 366 mm	38.21 dm <sup>3</sup>	8683.00 g
4052899575547	LFP500 -G1-940-10	Shipping carton box 8	365 mm x 286 mm x 366 mm	38.21 dm <sup>3</sup>	8683.00 g
4052899575561	LFP500 -G1-965-10	Shipping carton box 8	365 mm x 286 mm x 366 mm	38.21 dm <sup>3</sup>	8683.00 g

The mentioned product code describes the smallest quantity unit which can be ordered. One shipping unit can contain one or more single products. When placing an order, for the quantity please enter single or multiples of a shipping unit.

### Disclaimer

Subject to change without notice. Errors and omission excepted. Always make sure to use the most recent release.