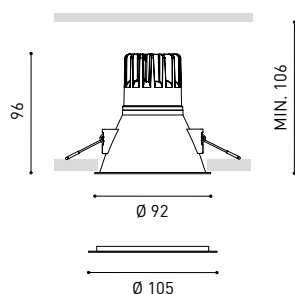




DIMENSIONS



ACCESSORIES



AWARDS



PRODUCT

Name	SWAP L 7W DIM DALI/PUSH 4000K W
Reference	A2123232W
Color	Matt white
RAL	Colour in the mass looks alike RAL 9010
Category	CEILING RECESSED

LIGHTING INFORMATION

Light source	LED
Gross luminous flux	960 Lm
Power	7 W
Power values of the system	7,95 W
Colour temperature	4000 K
Colour Rendering Index	CRI>90
Chromatic stability	MacAdam Step 2
Light beam angle	40°
Lighting efficiency	86%
Efficacy	137 Lm/W
Current intensity	200 mA
Dimming	DALI / Push - Other DIM, please consult
Control through bluetooth	Please Consult
Driver	Included - Fast Connect
Emergency power supply	Please Consult
Electrical insulation class	□
Voltage	220 V/240 V
Frequency	50/60 Hz
Energy efficiency	A++
LED lifespan	L80B10 (Tj=85°C) >60.000h

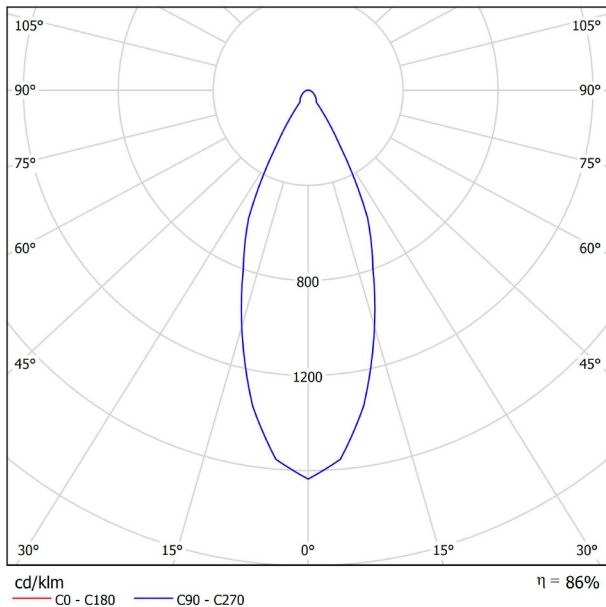
OTHER DATA

Ingress Protection	IP20
Impact resistance	IK07
Recess measurements	Ø85 mm.
Weight	245 g.
Packaged weight	292,5 g.
Packaging dimensions	147 x 132 x 134 mm
Units per package	1
Materials	Aluminium / Polycarbonate

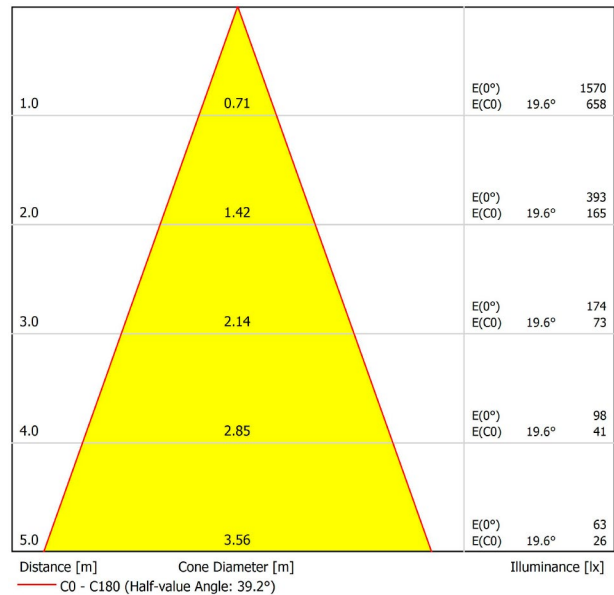


Swap is a ceiling recessed LED spotlight whose main features are its minimalist aspect, its perfect integration into the ceiling, and considerable visual comfort, thanks to the small reflector that is set back with respect to the ceiling plane. When it is switched on, its matte finish shade generates an attractive effect, a discrete circle of light. It includes an add-on bezel that can be used optionally to cover larger recess diameters.

POLAR DIAGRAM

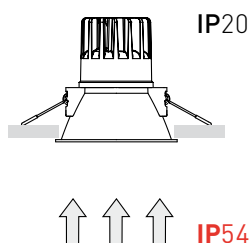


CONICAL DIAGRAM



UGR

Glare Evaluation According to UGR												
ρ Ceiling		70	70	50	50	30	70	70	50	50	30	
ρ Walls		50	30	50	30	30	50	30	50	30	30	
ρ Floor		20	20	20	20	20	20	20	20	20	20	
Room Size X Y		Viewing direction at right angles to lamp axis					Viewing direction parallel to lamp axis					
2H	2H	15.2	15.9	15.4	16.1	16.3	15.2	15.9	15.4	16.1	16.3	
	3H	17.0	17.7	17.3	18.0	18.2	17.0	17.7	17.3	18.0	18.2	
	4H	17.8	18.5	18.1	18.7	19.0	17.8	18.5	18.1	18.7	19.0	
	6H	18.6	19.2	18.9	19.5	19.8	18.6	19.2	18.9	19.5	19.8	
	8H	18.9	19.5	19.2	19.8	20.1	18.9	19.5	19.2	19.8	20.1	
4H	12H	19.2	19.8	19.6	20.1	20.4	19.2	19.8	19.6	20.1	20.4	
	2H	15.8	16.4	16.1	16.7	17.0	15.8	16.4	16.1	16.7	17.0	
	3H	17.8	18.4	18.2	18.7	19.0	17.8	18.4	18.2	18.7	19.0	
	4H	18.8	19.3	19.2	19.7	20.0	18.8	19.3	19.2	19.7	20.0	
	6H	19.7	20.2	20.1	20.5	20.9	19.7	20.2	20.1	20.5	20.9	
8H	8H	20.2	20.5	20.6	20.9	21.3	20.2	20.5	20.6	20.9	21.3	
	12H	20.6	20.9	21.0	21.3	21.7	20.6	20.9	21.0	21.3	21.7	
	4H	19.2	19.6	19.6	20.0	20.4	19.2	19.6	19.6	20.0	20.4	
	6H	20.3	20.6	20.8	21.0	21.5	20.3	20.6	20.8	21.0	21.5	
	8H	20.9	21.1	21.3	21.6	22.0	20.9	21.1	21.3	21.6	22.0	
12H	12H	21.4	21.7	21.9	22.1	22.6	21.4	21.7	21.9	22.1	22.6	
	4H	19.3	19.6	19.7	20.0	20.4	19.3	19.6	19.7	20.0	20.4	
	6H	20.4	20.7	20.9	21.1	21.6	20.4	20.7	20.9	21.1	21.6	
Variation of the observer position for the luminaire distances S												
S = 1.0H		+0.5 / -0.2					+0.5 / -0.2					
S = 1.5H		+1.1 / -0.4					+1.1 / -0.4					
S = 2.0H		+1.8 / -0.7					+1.8 / -0.7					
Standard table		BK07					BK07					
Correction Summand		3.6					3.6					
Corrected Glare Indices referring to 960lm Total Luminous Flux												



PRODUCT	
Model	IP54 Accessory L
Reference	A2123054
Category	Accessories
PRE-ASSEMBLED. NOT SOLD SEPARATELY. AFFECTS THE LIGHTING PARAMETERS.	



44°

To make the difference, Swap IP54 reaches a high sealing level, maintaining at the same time the same aesthetics as a standard Swap. The insulating property is obtained thanks to a protection placed just over the LED, and a silicone joint on the internal part of the bezel. In this way, the external aspect of Swap IP54 is identical to any other Swap IP20.


Swap offers the possibility of requesting any of its models with IP54-rated weather resistance, which converts it into an optimal luminaire to be installed in atmospheres where the product may suffer from the impact of water or frequent presence of humidity.



PRODUCT	
Model	Swap L Add-On Bezel
Colour	W □ Matt white
Category	Accessories



Ⓡ 85-89
+



Ⓡ 89-101

Accessory always included but for optional use.

It extends the piece's bezel to cover larger recesses, keeping Swap's minimalism and its perfect integration into the ceiling.

Easy to fit. Ideal for reforms to replace the light spot, with the already existing holes, without altering the ceiling or repainting. Swap is the best option for updating to LED technology by means of a real light fixture with incorporated LED, in contrast to just a retrofit lamp that only implies a less efficient update of the light source.



	PRODUCT
Model	Swap L Flat Spring
Reference	A2120000
Category	Accessories

The springs "Flat Spring" is an accessory that replaces the fixing clamp system for recessed installations in cement ceilings.

With Swap XL, L and M versions, the customer will receive a mounting kit wich will allow him to change the fixing clamps for the new system.