

# Lumination® LED Luminaires

Recessed 600mm x 600mm

DATA SHEET



## Product information

GE Lumination® LED Luminaires transform ambient lighting into an exquisite balance of refined appearance and superior efficiency. When illuminated, the panels deliver exceptional uniform light to the space and while off they appear completely free of a visible light source.

## Features & Benefits

### LED technology

- Long life
- Energy efficient (74 lm/W delivered at 4000K)
- No pollution for the environment
- Fully dimmable as standard (1-10V or DALI)
- RoHS compliant

### Uniform illuminated surface

- No visible diodes or glare, just a soft even field of light
- Superior Performance
- Broad uniform light distribution, reducing the number of luminaires needed to light a space

### Slim profile

- Can be used in ceilings with limited space

### Long life (50,000 hours at L85)

- Reduces the need for frequent lamp changes

### Durable

- Resistant to vibration and impact

### Instant start with full power

- Advantage for use with sensors, no negative impact on the light source

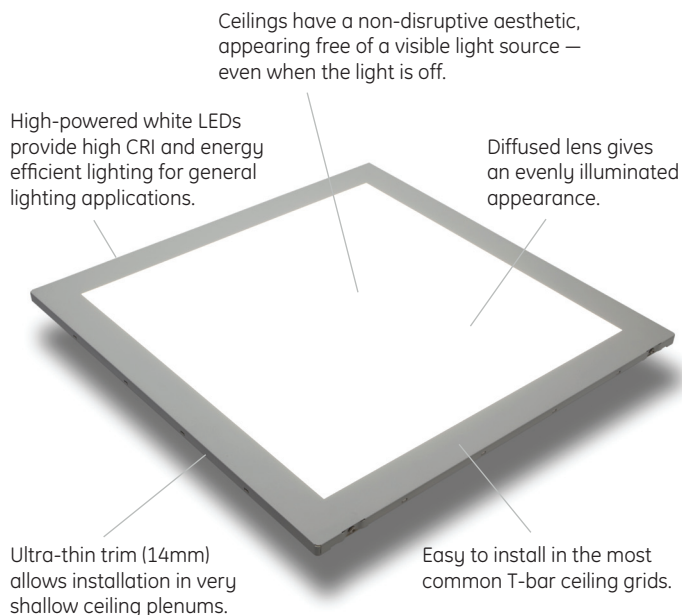
### No IR or UV radiation

- Suitable for lighting fragile objects in shops, museums or on display

Easy to install into 600mm x 600mm, 15mm or 24mm exposed tee grid ceilings

## Applications

- General Lighting
- Office, Retail, Healthcare, Education



GE imagination at work

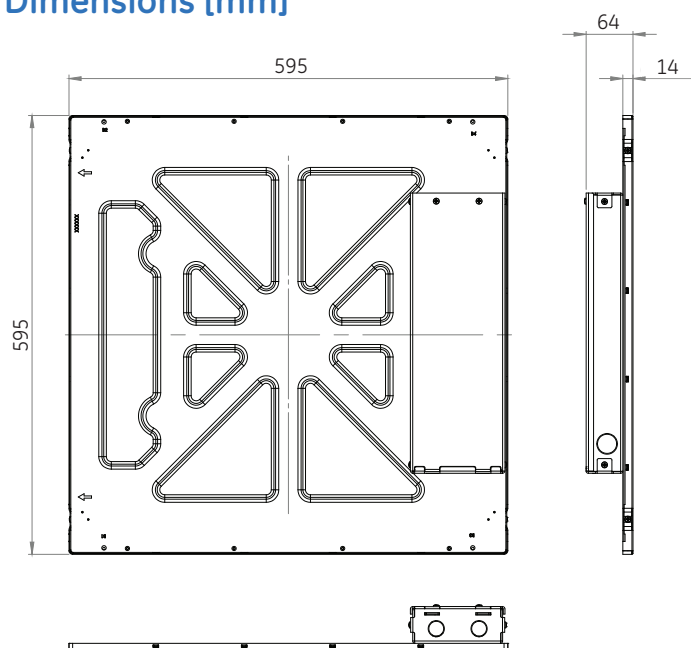
## Basic data

Product Code	Product Description	Colour Temperature [K]	Beam Pattern	Ceiling Type	Dimming Controller	Certification
66503	ET22-7A1AV-WHTE	3000	Lambertian	600mm x 600mm, 15mm or 24mm exposed tee grid	1-10V	CE
66501	ET22-7A2AV-WHTE	3500	Lambertian	600mm x 600mm, 15mm or 24mm exposed tee grid	1-10V	CE
66502	ET22-7A3AV-WHTE	4000	Lambertian	600mm x 600mm, 15mm or 24mm exposed tee grid	1-10V	CE
66506	ET22-7A1AD-WHTE	3000	Lambertian	600mm x 600mm, 15mm or 24mm exposed tee grid	DALI	CE
66504	ET22-7A2AD-WHTE	3500	Lambertian	600mm x 600mm, 15mm or 24mm exposed tee grid	DALI	CE
66505	ET22-7A3AD-WHTE	4000	Lambertian	600mm x 600mm, 15mm or 24mm exposed tee grid	DALI	CE
66509	ET22-7B1AV-WHTE	3000	Batwing	600mm x 600mm, 15mm or 24mm exposed tee grid	1-10V	CE
66507	ET22-7B2AV-WHTE	3500	Batwing	600mm x 600mm, 15mm or 24mm exposed tee grid	1-10V	CE
66508	ET22-7B3AV-WHTE	4000	Batwing	600mm x 600mm, 15mm or 24mm exposed tee grid	1-10V	CE
66512	ET22-7B1AD-WHTE	3000	Batwing	600mm x 600mm, 15mm or 24mm exposed tee grid	DALI	CE
66510	ET22-7B2AD-WHTE	3500	Batwing	600mm x 600mm, 15mm or 24mm exposed tee grid	DALI	CE
66511	ET22-7B3AD-WHTE	4000	Batwing	600mm x 600mm, 15mm or 24mm exposed tee grid	DALI	CE

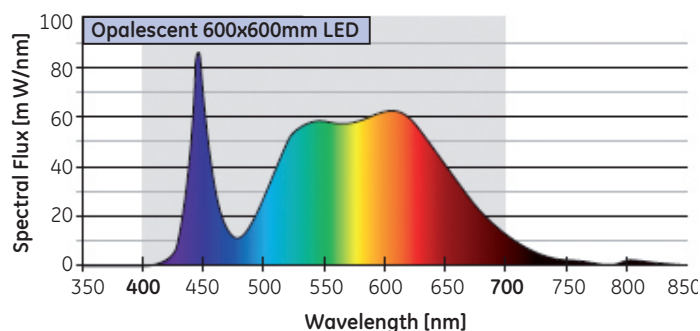
## Specifications

Input Voltage [V]	120-277
Input Power [W]	50
Input Frequency [Hz]	50/60
Power Factor	>0.9
Lumen Output [lm]	3200lm @ 3000K 3400lm @ 3500K 3700lm @ 4000K
CCT [K]	3000 / 3500 / 4000
CRI	80
Efficiency [lm/W]	64 (3000) / 68 (3500) / 74 (4000)
Control	1-10V or DALI
Ceilings	15mm or 24mm exposed tee grid ceiling
Life [L85, h]	50,000
Warranty	5 years
Files Available	LM79, LM80, TM21 & IES
Dimensions (with electrical enclosure)	595 mm x 595 mm x 63 mm
Weight [kg]	<7
Operating Temperature Range	-10°C to +40°C
Humidity (non-condensing)	20 to 80% Non-condensing, dry locations only
Storage Temperature Range	-40°C to +60°C
IP Rating	IP30

## Dimensions [mm]



## Spectral Distribution



## Light Output

