

THORN

LIGHTING



AQUAFORCE PRO

Sets a new standard for moisture and dust-resistant LED lighting

member of zumtobel group



YEARS
EST. 1928



ENGINEERED FOR HIGHER STANDARDS

You struggle everyday with various tasks: difficult installations, challenging environments, tight time schedules. With its highly versatile and extremely durable concept, the new IP66 Aquaforce Pro is here to help you deal with whatever comes your way.

AQUAFO

2 LENGTHS

1100 or 1600 mm long versions



DRIP-EDGE-EFFECT

Unique design with Drip-Edge-Effect to avoid dirt build up on main light output surface



-20 UP TO +45°C
operating temperatures



SENSOR CONTROL
Integral presence detector and RF module for wireless connection of luminaires



RCE PRO



SIMPLE MOUNTING

Long mounting sliders for high flexibility



QUICK-CONNECT

Equipped with quick fit electrical connection




10 CABLE ENTRY POINTS

Suitable for through-wiring



EASYCLICK

Patented snap-on mechanism for clipless mounting of diffuser




Wireless Communication

Aquaforce Pro can be controlled individually or in groups by presence or light sensors, and luminaires can even connect to each other wirelessly, for simple control without the need to install any new cabling.



Simple mounting

We hope you appreciate how simple it is to install, use and maintain the lightweight Aquaforce Pro. Technical features such as the mounting sliders, EasyClick system for diffuser or the 10 conduit entry points make your work much easier to deal with the unexpected problems which could appear on site.



Smart light distribution

Cutting-edge light transmission technology: a combination of refraction prisms and scattering agents distribute the light over a wide angular range. It provides uniform light without sharp edges, and a high level of light transmission, for maximal efficacy.



THE VERSATILE LIGHTING FIXTURE

HELPING YOU MOVE FORWARD

With the new Aquaforce Pro, you can rely on unprecedented performance and versatility. The IP66-rated fitting is available in a choice of wide- and medium-beam light distribution options tailored for factory, logistics and car parks.

Its diffuser with scattering effects and refraction prisms ensures best light quality and is perfectly adapted for the new DIN 67528 parking standard. Moreover, Aquaforce Pro features DALI dimming and a built-in corridor function, using a presence detector to dim down and turn off automatically when circulation areas are not in use. Thanks to the integral RF radio module, you can now wirelessly connect lighting fixtures to each other or into groups.

Need to mount it on ceiling wall? Go ahead. Aquaforce Pro is suitable for wall mounting, both vertically and horizontally. Worried about dirt build up or temperature fluctuations? This robust luminaire, made completely of polycarbonate is built to resist ambient temperatures ranging from -20°C to 35°C . Its clever drip-edge design avoids dust depositing on the light output surface.

Some LED luminaires still struggle to match the light output of conventional products on a one-for-one basis. Aquaforce Pro is your ideal choice for retrofit and refurbishment projects. And with an efficacy as high as 140 lm/W, the potential savings are significant.

EASY INSTALLATION



POSITIONING



FIXING



MOUNTING SLIDERS



EASY-CLICK

SPECIFICATIONS

Application	Car park, logistics, technical rooms, corridors, industry indoor or roofed areas, without special requirements concerning chemical or extreme temperature resistance
Light Distribution	Wide Beam (WB) for 4300 lm, 1600 mm; Medium Beam (MB) for all other lumen outputs; high transmission opal diffuser
Luminous Flux	From 2900 lm to 5200 lm (1100 mm); 4300 lm to 8000 lm (1600 mm)
Efficacy	Up to 140 lm/W
Colour Temperature	4000 K (standard); 3000 K (on request)
Impact Resistance	IK08
Lifetime	L80 @ 50 000 h
LED Drivers	Fixed output; DALI dimmable



Optional sensors

Presence detector (microwave technology), Radio modules for wireless connection

Material

PC (UV stabilized, impact resistant, heat resistant, flame retardant)

Standards

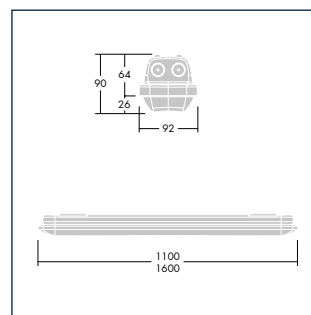
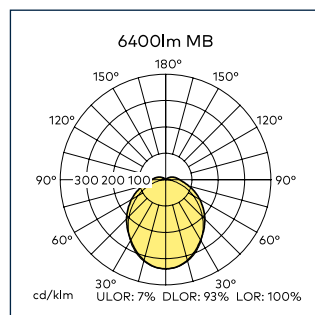
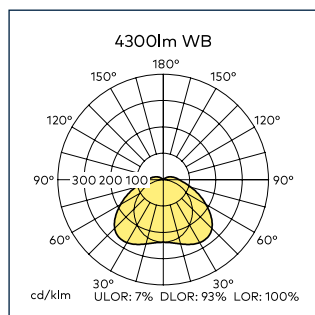


Quick-Connect

Equipped with quick fit electrical connection at one end or with through wiring and quick fit connection at both ends.

Other information

Emergency Lighting (3 h)
Engineered for UK
- designed to fit BESA box
- emergency luminaires wired to be suitable for the UK installer (standard option)



THORN
LIGHTING

THORNLIGHTING.COM/AQUP



5 YEAR WARRANTY

As a globally leading luminaire manufacturer, Thorn Lighting provides a five-year warranty for its complete product range within all European Countries.

THORNLIGHTING.COM/WARRANTY

Thorn Lighting is constantly developing and improving its products. All descriptions, illustrations, drawings and specifications in this publication present only general particulars and shall not form part of any contract. The right is reserved to change specifications without prior notification or public announcement. All goods supplied by the company are supplied subject to the company's General Conditions of Sale, a copy of which is available on request. All measurements are in millimetres and weights in kilograms unless otherwise stated.

Publication No. 96644334 (INT) Publication Date: 04/18



www.pefc.org PEFC/6-38-214