

Athene – park fitting in a modern design with a retrospective style

Description

Housing and base are made of die-cast aluminium and top cover in hot galvanized steel. The rods are of aluminium and the diffuser of clear or opal PMMA acrylic. The fitting is delivered in grey, RAL 7035 as standard.. The reflector shield is made of aluminium, painted in white. changeable LED module available as accessory for re-building of existing fittings.

Application areas

Footpaths, entrances, parks, pedestrian streets, parking area etc...

Mounting

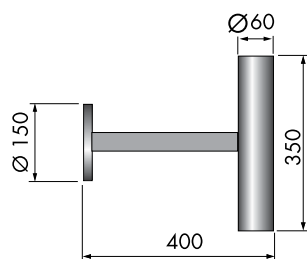
The fitting is prepared for mounting on Ø60 pole top or on a wall bracket.

Installation

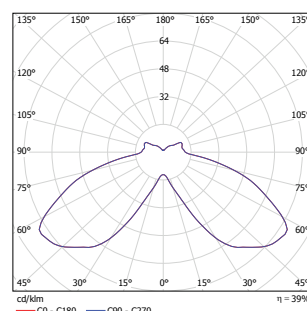
Supplied with 4m 3x1,5mm² cable.

Installation

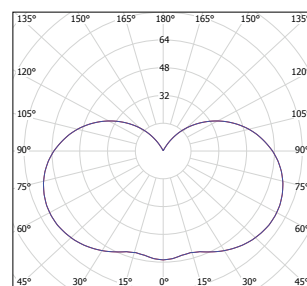
Ellipsoid light source with frosted finish is recommended.



OUTDOOR



Klar



Opal

Number	Type	Diffuser	Colour	Light source	Weight (kg)
105068	Athene Park	Clear	Dark Grey	HSE/HIE 1x70/50W-E E27	7,6
105073	Athene Park	Opal	Dark Grey	HSE/HIE 1x70/50W-E E27	7,6
Accessory:					
101274	Wall arm bracket		Stainless steel		