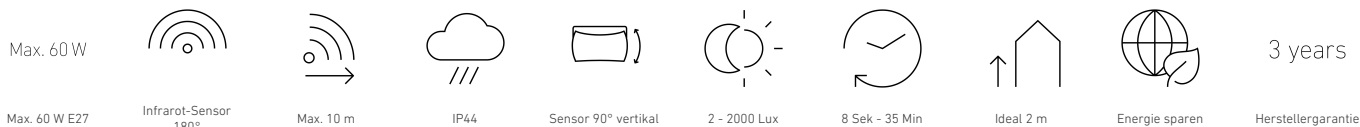


Sensor-switched outdoor light

L 12 S

Silver
EAN 4007841 657918
Article number 657918



Function description

Looks really good, pricewise too. Designer sensor-switched outdoor light L 12 S, ideal for building entrances and building fronts, 180° angle of coverage, reach up to 10 m, selectable time and twilight threshold, sensor tilts through 90° for exact adjustment of the detection zone, aluminium trim panel.

Technical specifications

Dimensions (L x W x H)	108 x 155 x 272 mm
With lamp	No
Manufacturer's Warranty	3 years
Settings via	Potentiometers
With remote control	No
Version	Silver
PU1, EAN	4007841657918
Application, place	Outdoors
Application, room	outdoors, front door, all round the building, terrace / balcony, courtyard & driveway
Installation site	wall
Impact resistance	IK03
IP-rating	IP44
Protection class	II
Ambient temperature	-20 – 40 °C
Housing material	Aluminium
Cover material	Plastic, opal

Mounting height max.	3,00 m
Slave modeselectable	No
Sneak-by guard	Yes
Capability of masking out individual segments	Yes
Electronic scalability	No
Mechanical scalability	No
Reach, radial	r = 3 m (14 m ²)
Reach, tangential	r = 10 m (157 m ²)
Photo-cell controller	Yes
Abdeckmaterial Lieferumfang	sticker
Lamp	All-purpose lamp
Base	E27
Soft light start	No
Twilight setting	2 – 2000 lx
Time setting	8 s – 35 Min.
Basic light level function	No
Interconnection	No

L 12 S

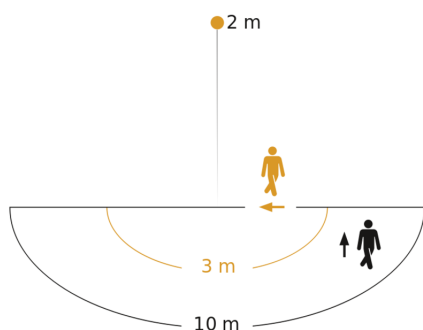
Silver
EAN 4007841 657918
Article number 657918

Technical specifications

Mains power supply	230 – 240 V / 50 Hz
Output	60 W
Power consumption	0,55 W

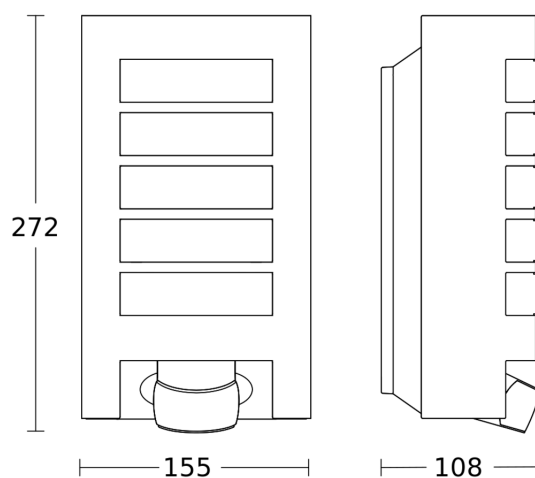
Optimum mounting height	2 m
Detection angle	180 °

Detection Zone



Possible mounting height: 1,80 m – 3,00 m
Orange: radial
Black: tangential

Dimension Drawing



Circuit diagram

