

80
kWh/1000h

A+
energy class

89
lumens/watt

ConstantColor™ CMH Double Ended

CMH70/TD/UVC/942/RX7s TU
93102191

Product information

There is a variety of **ConstantColor™ CMH lamp** configurations which extends the opportunities for luminaires design and light distribution. Low wattage double ended lamps can be used transversely for wide beam floodlighting. GE has got unique range from 35W to 150W. 35W allows energy saving in wall-wash fixtures.

Application areas



Retail



Industrial

Product data

Product Code	93102191
Light Center Length [mm]	57
Bulb Shape	Double Ended
Bulb Finish	Clear
Maximum Overall Length [mm]	118
Net weight per piece [g]	24
Gross weight per piece [g]	60
Operating position	H45 - Horiz 45 degrees
Mercury Content [mg]	6.4
UV radiance	Exempt
Brand	Tungsräm
Cap/Base	Rx7s

Performance data

Colour Code	942
Rated Lumens [lm]	6210
Weighted energy consumption [kWh/1000h]	79.42
Nominal efficacy [LpW]	89
Rated efficacy [LpW]	90.3
Energy efficiency class (EEC)	A+
Nominal chromaticity coordinate X	0.37
Nominal chromaticity coordinate Y	0.37
Nominal correlated colour temperature (CCT) [K]	4050
Nominal lumens [lm]	6200
Colour Rendering Index (CRI) [Ra]	90

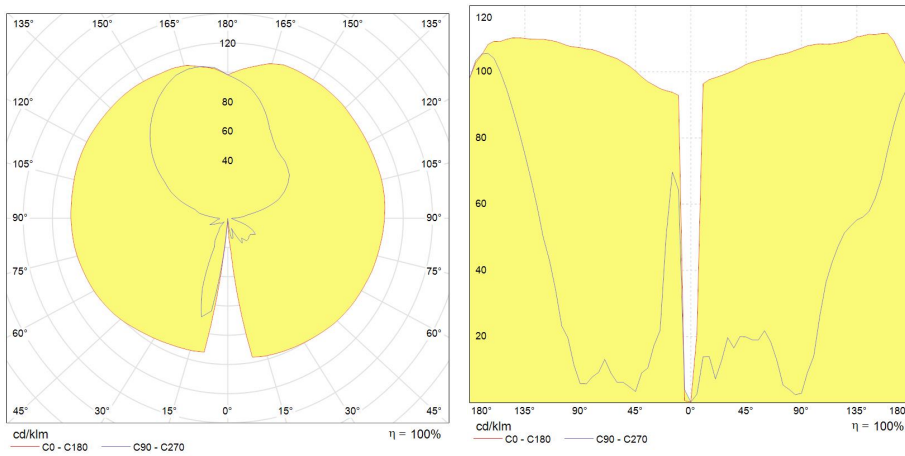
Electrical data

Rated power [W]	72.2
Lamp Current [A]	1
Design Ambient Temperature [°C]	25
Run-up time (sec)	240
Hot restart time (sec)	900
Dimming Capability	Yes
Ballast Required	Yes
Nominal power [W]	70
Nominal lamp voltage [V]	90

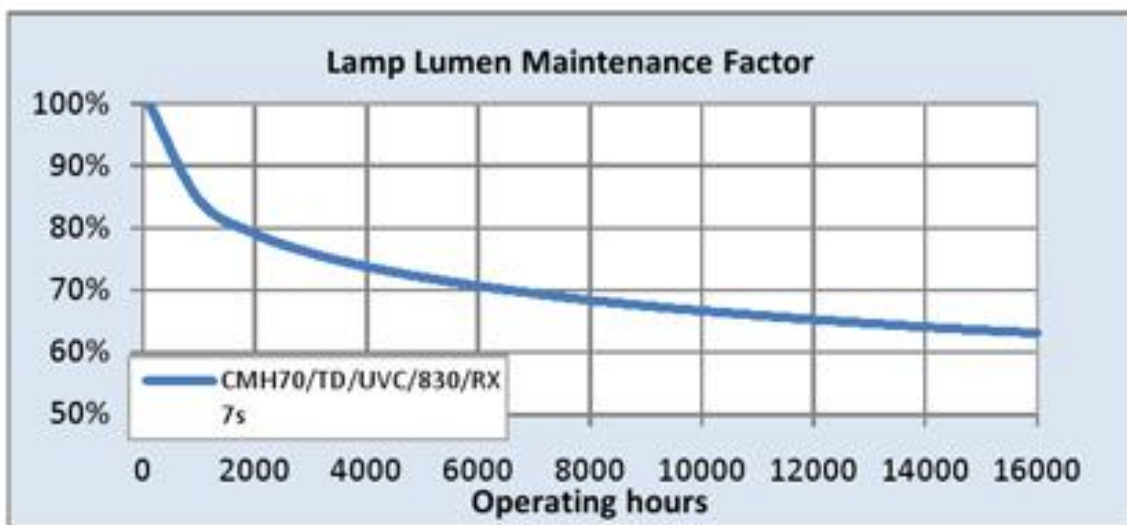
Logistic data

DUN Code	15994100017179
EAN Code	5994100017172
Pack Quantity	12
Layer quantity	408 EUR, 540 UK
Layer quantity EUR	408
Layer quantity UK	540
Pallet quantity EUR (PC)	1632
Pallet quantity UK (PC)	2160
Outer case size	176 x 136 x 218 (mm)
Product status	Available

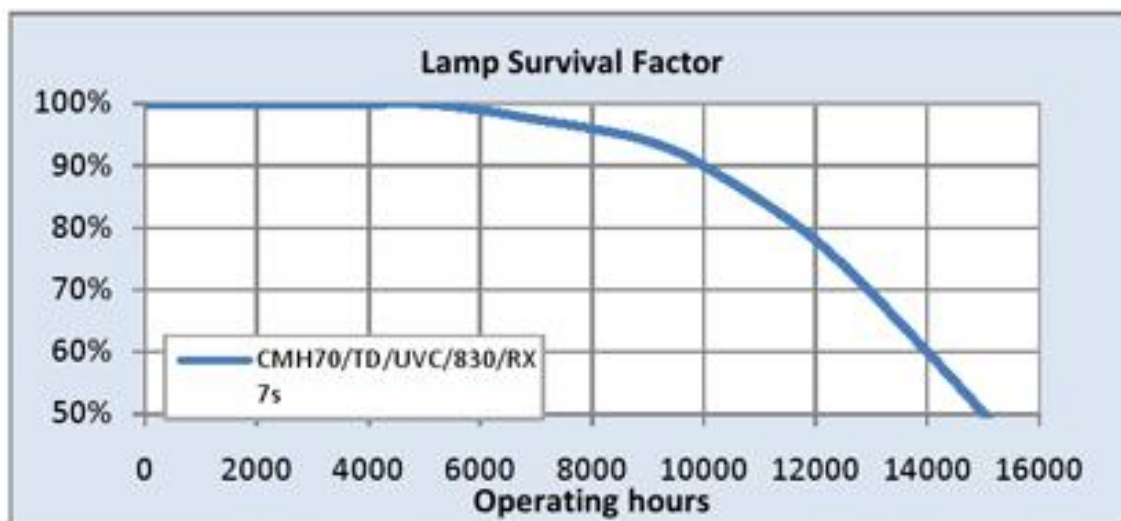
Light distribution



Lumen maintenance data



Survival data



Downloads & Links

[Go to the catalog site \(HTTP\)](#)

[Photometry \(IES\)](#)

[Product datasheet \(PDF\)](#)

[High-res images / Technical drawings \(HTTP\)](#)