



PRODUCT

KS468093

2-storey
Emergency
Escape Ladder



DESCRIPTION

Emergency Escape Ladder that can be hooked to most window sills and deployed to assist your escape from a building in the event of a fire.

KEY FEATURES

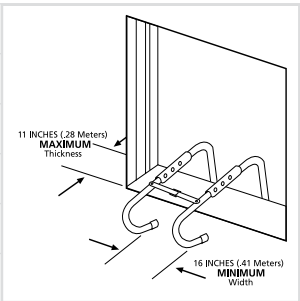
- **2-storey** – maximum ladder length 3.96 metres (13 feet)
- **Easy-to-use** – attaches to most window sills up to a maximum of 28cm (11 inches)
- **Durable, flame-resistant materials**
- **Tangle-free design** for reliable deployment
- **Convenient to store** – fits under most beds
- **Ready for use** – no complex assembly required

WHERE TO USE

Escape ladders should be stored in sleeping areas or landing areas where they are easily accessible. They are designed for a single use only and should never be re-used as repacking cannot guarantee safe deployment – once used, discard and replace.

GENERAL FEATURES

Model	KS468093
Ladder Height	3.96 metres (13 feet)
Holding Weight	454Kg
Window Sill	28cm (11 inches) maximum depth



Weight	3.5Kg
Warranty	5 years

PRODUCT

KS468093

2-storey Emergency Escape Ladder



LADDER LENGTH

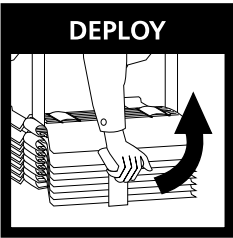
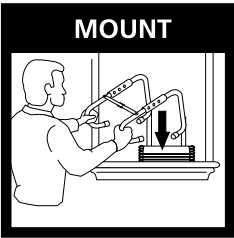
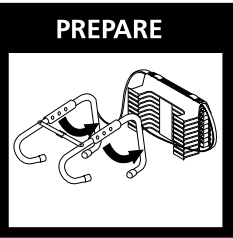
3.96 metres (13 feet)

SILL DEPTH (MAX)

28cm (11 inches)

DEPLOYMENT

Escape ladders are quick and easy to deploy in the event of fire:



NOTES

PACKAGED
SPECIFICATION

	BOX
Order Code	KS468093
Pack Dimensions	410 x 208 x 155mm
Pack Weight	3.5Kg
UPC Barcode	0-047871-680931
Case Quantity	2
Case Dimensions	415 x 220 x 320mm
Case Weight	8.2Kg
ITF Outer Code	200-47871-680935

