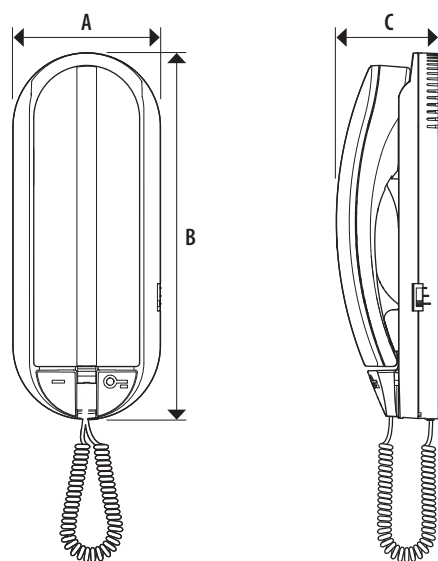


**SPRINT L2
Handset****344242****Description**

2 WIRE handset that CANNOT be fitted with accessories, wall mounted. It has a door lock release pushbutton, and a pushbutton that can be configured for auxiliary functions (staircase light switching on, entrance panel activation, call to the switchboard). If installed in video, or mixed audio/video systems, as the last apartment line or riser device, it must include a line termination, item 3499, with IN-OUT connection on the handset itself. The ringtone volume can be adjusted to three different levels using the appropriate selector.

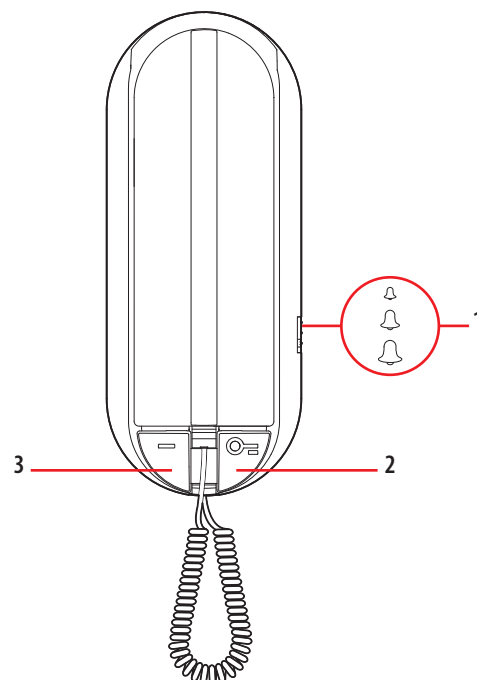
Technical data

Power supply from SCS BUS:	18 – 27 Vdc
Stand by absorption:	3.5 mA
Max. operating absorption:	35 mA
Operating temperature:	5 – 40 °C

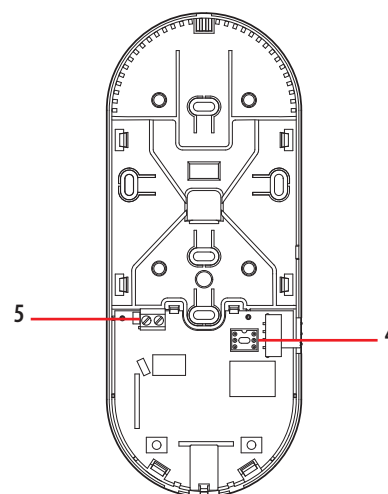
Dimensional data

A	B	C
78 mm	194 mm	54,5 mm

Front view



View without lid

**Legend**

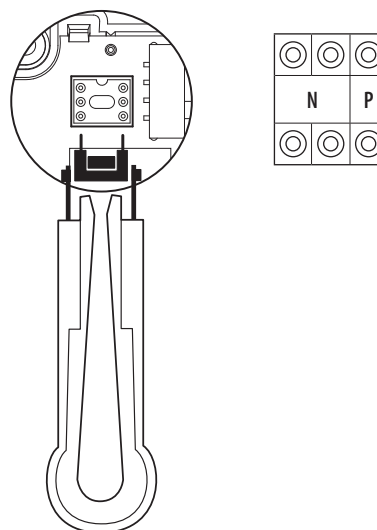
1. Ringtone volume selector, adjustable to three different levels
2. Door lock release pushbutton
3. Auxiliary function pushbutton (configurable) - see configuration
4. Configurator socket
5. 2 WIRE SCS/BUS connection clamps

Configuration

The handset **MUST** be configured by physically connecting the configurators to the appropriate sockets as follows:

N - handset number

The N configurator assigns to each handset an identification number (1 - 99) within the system. The handsets must be configured in progressive order. In case of handsets with parallel connection (max 3), these must be configured using the same N configurator.



P - auxiliary function pushbutton

The configurator connected to P allocates the operating mode to the auxiliary function pushbutton, as shown below:

(P = 0 no configurator connected) - **staircase light switching on/activation of the additional door lock**

(P = 1 – 8) - **activation of the entrance panel configured with P = 1-8**

(P = 9) - **entrance panel activation configured with P = 0 (corresponds to no configurator connected) or call to the main switchboard.**

