

DLM-Z2 Distance Locating Module

Use With Any Addressable or Conventional System



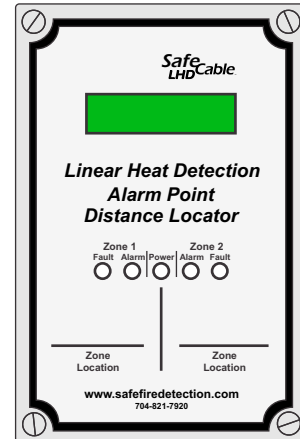
- Can Be Used As A Single or Multi-Zone Distance Locator
- Compatible with Any Listed Fire Alarm Panel

Data Sheet

Part Number: DLM-Z2

Features

- UL Approved
- Can be One or Two Zones
- Single or Cross Zone
- Displays in Feet or Meters
- Built in MODBUS Interface
- Each Zone Can Use The Same or Different Temperature Cables
- If Two Different Temperatures Are Used, one can be a Pre-alarm
- Can be used with ANY UL Listed Panel



Description

The SafeCable Alarm Distance Locator Module (DLM-Z2) is a dual zone module for monitoring up to two zones of The SafeCable Digital Linear Heat Detection (LHD) Cable. If an overheat or fire situation triggers either zone of the LHD cable the unit automatically calculates and displays the distance along the cable, in feet and meters, to the alarm point. The two zones can operate independently of each other, or in interlock mode and a separate alarm and normally conducting fault output are provided for each zone. The unit is intended to be installed between the Digital Linear Heat Detection cable and a conventional or addressable fire alarm control panel. It has power, fault and alarm lights, as well as volt free outputs for fault and alarm, corresponding to each zone. It may also be connected to a industrial process control system using the two wire RS-485 Modbus RTU output

Applications

The DLM-Z2 Distance Locating Module may be used for locating an alarm point on a SafeCable Linear Heat Detection run. Alarm point notification is useful for in-rack storage, conveyors, tunnels and subway applications. The DLM-Z2 may be used with any conventional or addressable panel on new or existing systems.

Mounting Details

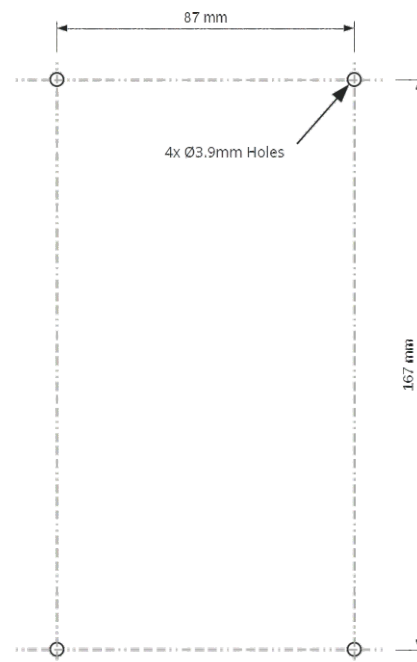


Figure 2: Mounting Dimensions for the SafeCable DLM-Z2

Wiring

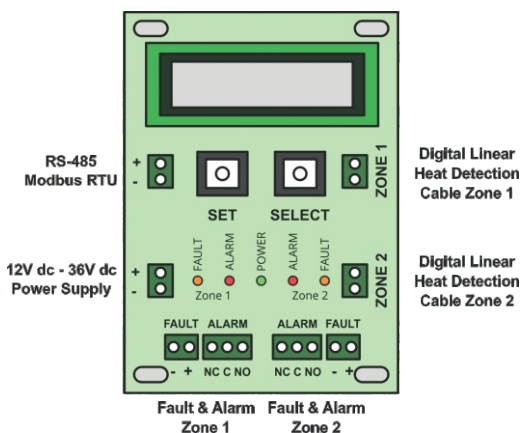


Figure 3: Wiring Diagram for the SafeCable DLM-Z2

■ Installation Example

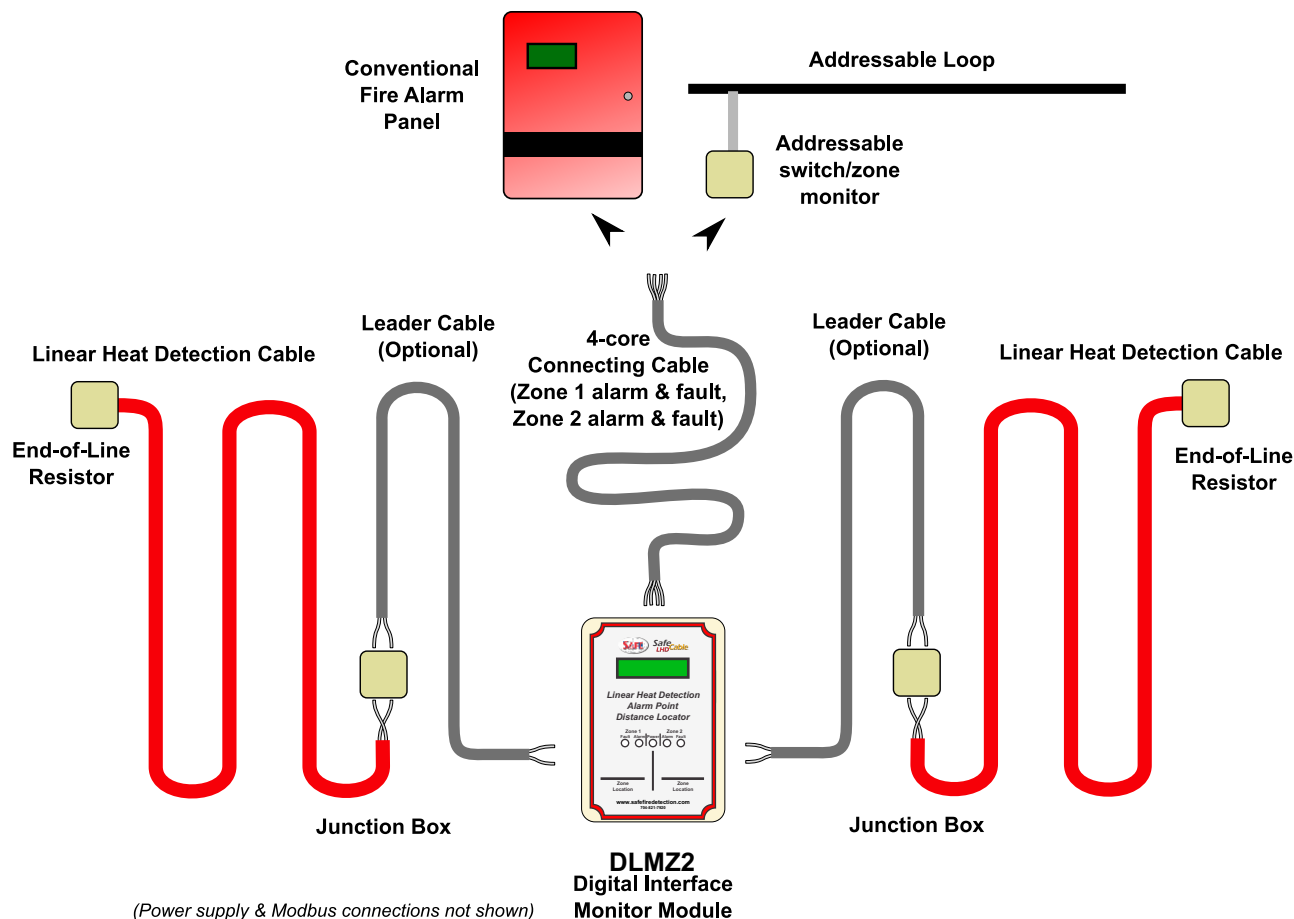


Figure 1: Typical Installation of the SafeCable Alarm Distance Locator Module

■ Specifications

Dimensions (W x H x D):	H7.1in x W4.72in x D2.38in (H180mm x W120mm x D60.5mm)
Weight:	1 lb. (0.45kg)
Operating Temperature:	-4°F – +122°F (-20°C – +50°C)
Power Requirements:	Normal Operation: 8mA @ 24VDC Alarm Point Locating: 28mA @ 24VDC
Systems:	Addressable or Conventional
Enclosure:	NEMA 4x
Max. LHD length:	15,000 ft. (4,571m)

Note: Please refer to all federal, state and local codes, and manufacturer's recommendations prior to design or installation.



Safe Fire Detection, Inc.
5915 Stockbridge Drive
Monroe, NC 28110
Phone: 704-821-7920
Fax: 704-821-4327
www.safefiredetection.com

This document is provided for informational purposes only and may not be reproduced in whole or part without express written permission from SAFE Fire Detection, Inc. SAFE Fire Detection, Inc. assumes no responsibility for the products suitability for a particular application. Specifications, designs and any information contained herein may change without notice.

Publication Number: DLM-Z2 v1.0

©2017 Safe Fire Detection, Inc.