



FutureCom Industrial Outlet IP67/65

Installation with xs500 Module


1. Install the Keystone adapter into the green module fixing.




2. Make sure that the 2 hocks of the Keystone adapter fit into the 2 cavities of the green module fixing.



3. Install the cable into the xs500 module and place the xs500 module into the Keystone adapter.



4. Remove the dust cap from the xs500 module.



5. Install the cover and the dummy plug into the non used cable entry.

