
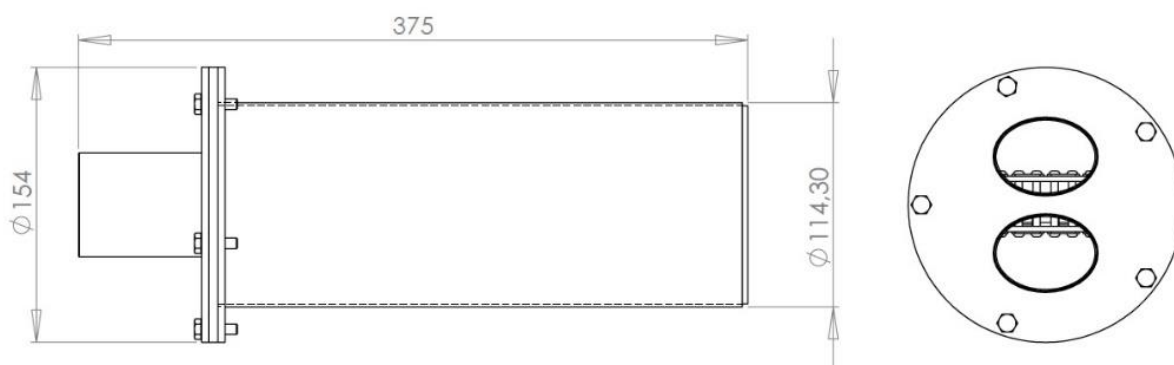



LV2566 Optimus St Closure S 24F 14/7mm



Features

- Designed for direct buried, pole and wall mount or manhole applications
- Capacity for 24 single fiber splices
- Two oval inlets with 55,6mm x 40,9mm inner dimensions
- Dimensions Length 375mm, closure Ø 114,3mm, flange Ø 154mm
- Material Acid-proof stainless steel
- Tightness IP 67






Open Optimus St Closure S 24F 14/7mm.




Inner frame of the Optimus St Closure S 24F 14/7mm.




Cable seals can be installed close to the oval inlet.



Microducts in the joint closure can be sealed with the Nestor Mech Seals just like cables.



In this example, the incoming duct comes through one inlet and two outgoing ducts goes out from another.



It is recommended that all duct ends in the joint closure will be sealed with Nestor Optimus Cable Seals to prevent moisture, water and gas getting inside the microduct.



In this example, the incoming duct is sealed with Nestor Optimus Gas Block, as well as one outgoing duct. These two duct ends will be connected to the actual microduct route in the installation stage. Another outgoing duct is left unconnected and sealed with Nestor Optimus End Stop so the microduct network is easily expandable afterwards.



The Nestor Optimus product family includes also microduct accessories and tools.

Basic assembly

- Grounding clip for 16 mm² grounding wire
- Mounting and grounding bars for incoming cables
- Splice sleeves & sleeve holders for 24 fibers
- Supplies for fastening loose tubes on the splice tray
- Dehumidifier
- Sandpaper
- LV2543 Nestor Mech Seal 6 x 10mm 1 pc
- LV2544 Nestor Mech Seal 4 x 15mm 1 pc
- LV2258 Optimus Gas Block 7 mm (0,5-3,5 mm) 6 pcs
- LV2525 Optimus Cable Seal 7 mm (0,5-3 mm) 6 pcs
- LV2530 Optimus Gas Block 14mm (3-6mm) 2 pcs
- LV2514 Optimus Cable Seal 14mm (3-6mm) 2 pcs
- LV2271 Optimus Gas Block 14mm (6-8mm) 2 pcs
- LV2256 Optimus Cable Seal 14mm (6-8mm) 2 pcs



Optimus St Closure S 24F 14/7mm basic assembly.

Additional information about installation

- During the installation, the cables should be blown into the microduct route normally before connecting it to the joint closure.
- Do not connect the joint closure to the end of the microduct route before cable blowing. The cables should not be blown directly to the joint closure.
- When blowing the cables, make sure that you leave enough extra length to the cables after the microduct route.
- After successfully blowing, the extra lengths in cables can be pulled by hand through the microduct connected to the joint closure.
- Perform all installation and termination work as usually and according Nestor Cables Ltd. guidelines. However, do not close the joint closure yet.
- After finished installation and termination work, in order to seal the microduct route, the compression nuts in the cable seals and gas blocks must be screwed firmly to closed position. Do not pull the cable when the cable seal is in the closed position to prevent possible damage to the cable seal.
- When the system is sealed and everything set up, the joint closure can be closed.
- Before installation, it is important to read the technical specifications and installation instructions for each product to make sure that products will be handled, transported, stored, installed, used and recycled properly.

Optional accessories

- LV2543 Nestor Mech Seal 6 x 10mm



- LV2544 Nestor Mech Seal 4 x 15mm



- LV2545 Nestor Mech Seal 2 x 18mm



- LV2546 Nestor Mech Seal 2 x 23mm



- LV1903 Pole and wall mount



Nestor Optimus Accessories

LV2452	Optimus DB Connector 3 mm	LV2531	Optimus Gas Block 7 mm (3-5 mm)
LV2451	Optimus DB Connector 4 mm	LV2541	Optimus Gas Block 8/5 mm (0,5-3,5 mm)
LV2450	Optimus DB Connector 5 mm	LV2542	Optimus Gas Block 10/7 mm (2-4 mm)
LV2453	Optimus DB Connector 6 mm	LV2536	Optimus Gas Block 10 mm (0,5-3 mm)
LV2250	Optimus DB Connector 7 mm	LV2537	Optimus Gas Block 10 mm (3-6 mm)
LV2449	Optimus DB Connector 8 mm	LV2538	Optimus Gas Block 10mm (6-8 mm)
LV2448	Optimus DB Connector 10 mm	LV2533	Optimus Gas Block 12 mm (3-6 mm)
LV1864	Optimus DB Connector 12 mm	LV2534	Optimus Gas Block 12 mm (6-8 mm)
LV2255	Optimus DB Connector 14 mm	LV2535	Optimus Gas Block 12 mm (8-10 mm)
LV2444	Optimus DB Connector 16 mm	LV2530	Optimus Gas Block 14 mm (3-6 mm)
LV2445	Optimus DB Connector 18 mm	LV2271	Optimus Gas Block 14 mm (6-8 mm)
LV2446	Optimus DB Connector 20 mm	LV2263	Optimus Gas Block 14 mm (8-10 mm)
LV2447	Optimus DB Connector 25 mm	LV2498	Optimus Gas Block 16 mm (6-8 mm)
LV2454	Optimus DB End Stop 3 mm	LV2499	Optimus Gas Block 16 mm (8-10 mm)
LV2455	Optimus DB End Stop 4 mm	LV2532	Optimus Gas Block 16 mm (10-12 mm)
LV2456	Optimus DB End Stop 5 mm	LV2525	Optimus Cable Seal 7 mm (0,5-3 mm)
LV2457	Optimus DB End Stop 6 mm	LV2252	Optimus Cable Seal 7 mm (2,6-4 mm)
LV2251	Optimus DB End Stop 7 mm	LV2524	Optimus Cable Seal 7 mm (3-5 mm)
LV2458	Optimus DB End Stop 8 mm	LV2523	Optimus Cable Seal 10 mm (0,5-3 mm)
LV2459	Optimus DB End Stop 10 mm	LV2522	Optimus Cable Seal 10 mm (3-6 mm)
LV2260	Optimus DB End Stop 12 mm	LV2521	Optimus Cable Seal 10 mm (6-8 mm)
LV2261	Optimus DB End Stop 14 mm	LV2520	Optimus Cable Seal 12 mm (3-6 mm)
LV2460	Optimus DB End Stop 16 mm	LV2519	Optimus Cable Seal 12 mm (6-8 mm)
LV2461	Optimus DB End Stop 18 mm	LV2518	Optimus Cable Seal 12 mm (8-10 mm)
LV2462	Optimus DB End Stop 20 mm	LV2514	Optimus Cable Seal 14 mm (3-6 mm)
LV2463	Optimus DB End Stop 25 mm	LV2256	Optimus Cable Seal 14 mm (6-8 mm)
LV2526	Optimus DB Reducer 7 / 4 mm	LV2515	Optimus Cable Seal 14 mm (8-10 mm)
LV2400	Optimus DB Reducer 7 / 5 mm	LV2516	Optimus Cable Seal 16 mm (6-8 mm)
LV2527	Optimus DB Reducer 7 / 6 mm	LV2517	Optimus Cable Seal 16 mm (8-10 mm)
LV2528	Optimus DB Reducer 12 / 7 mm	LV2254	Optimus Divisible Seal 7 mm (1,9-2,2 mm)
LV2117	Optimus DB Reducer 12 / 10 mm	LV2253	Optimus Divisible Seal 7 mm (2,3-2,5 mm)
LV2529	Optimus DB Reducer 14 / 10 mm	LV2420	Optimus Divisible Seal 14mm (3,5-5,0 mm)
LV2111	Optimus DB Reducer 14 / 12 mm	LV2257	Optimus Divisible Seal 14 mm (5,0-6,5 mm)
LV2119	Optimus DB Reducer 16 / 12 mm	LV2421	Optimus Divisible Seal 14 mm (6,5-8,0 mm)
LV2369	Optimus DB Reducer 16 / 14 mm	LV2262	Optimus Divisible Seal 14 mm (8,0-10,0 mm)
LV2539	Optimus Gas Block 4 mm (0,5-2,5mm)	LV2264	Optimus Temporary End Cap 3,5 mm
LV2237	Optimus Gas Block 5 mm (0,5-3,5 mm)	LV2272	Optimus Duct Cutter 4-12 mm
LV2540	Optimus Gas Block 7/5 mm (0,5-3,5 mm)	LV2273	Optimus Duct Cutter max. 28 mm
LV2258	Optimus Gas Block 7 mm (0,5-3,5 mm)		