



**60W PoE++ to
95W PoH PoE**

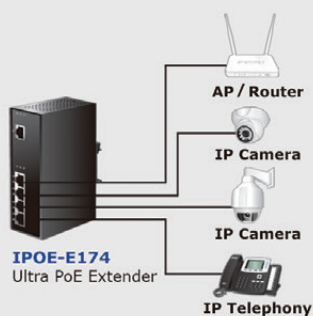


60-95W Ultra PoE Solution

Managed Switches, Hubs, Extenders, Injectors & Splitters

High Power Consuming Applications

IP Surveillance



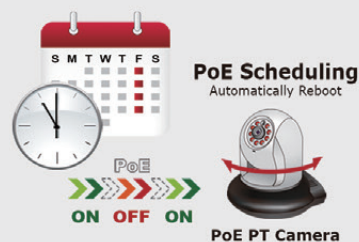
1 Ultra Power PoE in
for 4 PoE Devices

POS System



Workable for non-PoE
Devices

PoE Lighting



Unique Intelligent
Functions

Power over Ethernet

Enhanced Power Budget

PLANET PoE Solution provides full power budget to satisfy the increasing needs for power consumption of powered devices, such as wireless APs, IP phones, and IP cameras. Their IP-based, remote Web management interfaces also provide an effective central power management solution to monitor and control per port power feeding of deployed powered devices. PLANET PoE Solution with high power capability helps realize commercial-grade and industrial-grade network applications.



Intuitive PoE Management via Touch LCD

PLANET has developed the world's first PoE Managed Switch series with intuitive color touch LCD interface to allow the network management in real time without logging in to the computer, greatly enhancing the management efficiency. The network system, PoE PDs, and even the cable diagnostics can be easily managed through this cutting-edge user-friendly touch LCD panel built in the PoE Switches. Moreover, the Color Touch LCD PoE Switch supplies 10G data transmission capability, high power PoE from IEEE 802.3af/at 30-watt to 60-95-watt ultra power, intelligent PoE functions, and unique ONVIF support to promote the network performance for SMEs, enterprises, public places and industrial hardened environments.



Uniquely Intelligent PoE Management for Power Saving

In order to support users to conveniently manage the PoE system or end-span devices in the client site, PLANET has developed a unique and user-friendly Intelligent PoE Management function which effectively assists the IT managers in improving the efficiency of management, saving the cost of maintenance, and extending the life of products.



PoE Intelligent Temperature Detection and Control function automatically detects the temperature of the environment and operating product. If the operating product is over normal temperature, this function will be enabled automatically to prevent the product from damage.



The **PoE Power Detection function** improves the working efficiency of IT manager. IT manager can check the total power consumption of all connected devices and power consumption of each connected device. In order to prevent connected devices from damage, this function is automatically enabled.



Extending IP Networking Transmission

For long distance of IP networking transmission, PLANET integrated wireless and wired technologies, such as Ethernet, fiber and coaxial cables, with Power over Ethernet to deploy reliable IP networking fast and easily in any environments.

Intelligent PoE Management Functions



Intelligent Powered Device Alive Check

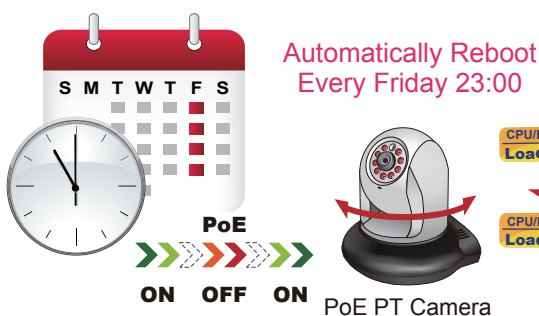
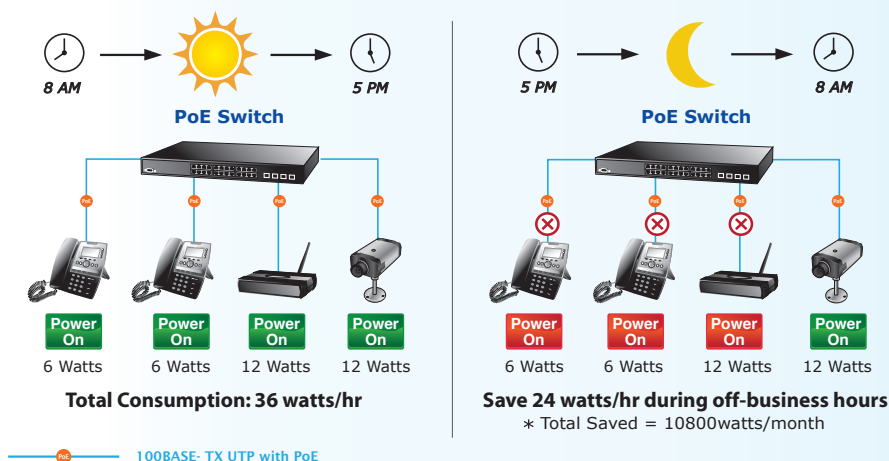
PLANET PoE switches can be configured to monitor connected PD (Powered Device) status in real time via ping action. It will greatly enhance the network reliability through the PoE port resetting the PD's power source and reducing administrator management burden.

PoE PD Alive Check



PoE Schedule for Energy Saving

The "PoE schedule" function helps you to enable or disable PoE power feeding for each PoE port during specified time intervals and it is a powerful function to help SMBs or enterprises save power and money.

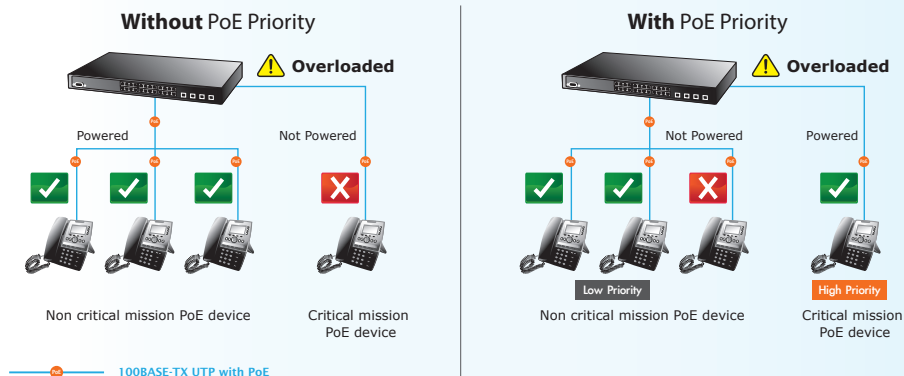


Scheduled Power Recycling

PLANET PoE switches allow each of the connected PoE IP cameras or PoE wireless access points to reboot at a specific time each week. Therefore, it will reduce the chance of IP camera or AP crash resulting from buffer overflow.

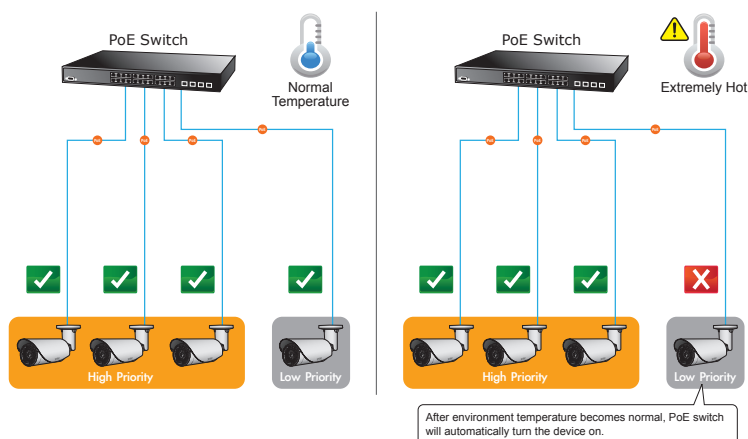
PoE Priority for Critical Service

The PoE power budget can be allocated by priorities or classification and sent alert event logs when power usage reaches the defined threshold.



PoE Over Temperature Protection

The automatic Over Temperature Protection helps to prevent power budget overloading while the temperature rises.



PoE Usage Monitoring

Via the power usage chart in the web management interface, PLANET PoE switches enable the administrator to monitor the status of the power usage of the connected PDs in real time.



SMTP/SNMP Trap Event Alert

Though most NVR or camera management software offers SMTP email alert function, PLANET PoE Switches further provide event alert function to help to diagnose the abnormal device owing to whether or not there is a break of the network connection, loss of PoE power or the rebooting response by PD Alive Check process.

Layer 3 802.3at PoE+ Stackable Managed Switch

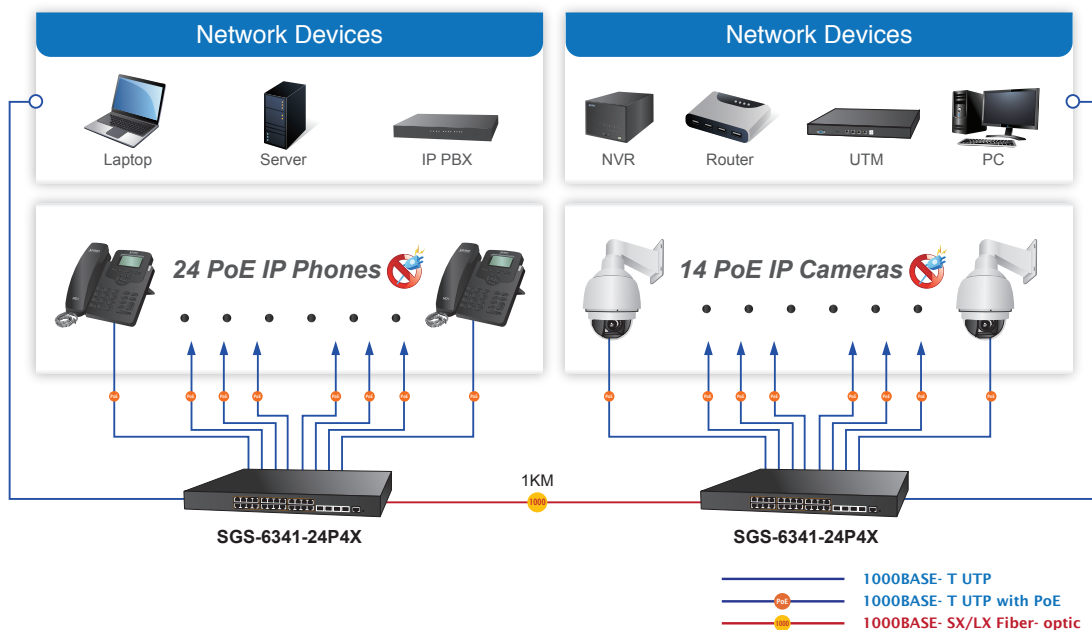


SGS-6341-24P4X

- 10/100/1000BASE-T with 802.3at PoE+ port x 24
- 10GBASE-X SFP+ port x 4
- 370-watt PoE budget

PLANET SGS-6341-24P4X is a Layer 3 PoE Stackable Managed Gigabit Switch that provides high-density performance, Layer 3 static routing, RIP (Routing Information Protocol) and OSPF (Open Shortest Path First). With the four built-in SFP+ slots performing up to 128Gbps switching fabric, the SGS-6341-24P4X can handle extremely large amounts of data in a secure topology linking to an enterprise backbone or high capacity servers. The powerful WRR (Weighted Round Robin) and Network Security features make the SGS-6341-24P4X perform effective data traffic control for ISP and enterprise VoIP, video streaming, and multicast applications. The SGS-6341-24P4X has 24 IEEE 802.3at PoE+ ports and PoE budget up to 370 watts for catering to medium to large scale of VoIP or IP Surveillance networks at a lower total cost.

- Complies with IEEE 802.3at Power over Ethernet Plus, end-span PSE
- Supports PoE power up to 30 watts for each PoE port
- Remote PoE Power management and monitoring
- IP routing protocol: IPv4/IPv6 Layer 3 Static Routing, RIP and OSPF
- Single IP address management, supporting up to 24 units stacked together
- IEEE 802.1Q VLAN, Private VLAN, Q-in-Q and Voice VLAN
- Layer 2, 3 and 4 Access Control List
- Quality of Service (QoS)
- IEEE 802.1D/1w/1s Spanning Tree Protocol
- IGMP Snooping v1, v2 and v3, and querier mode
- Management interface – console; telnet; IPv6 and IPv4 Web; SNMP v1, v2c and v3; SSL and SSH



Touch LCD 10G Layer 3 802.3at/bt PoE Managed Gigabit Switches

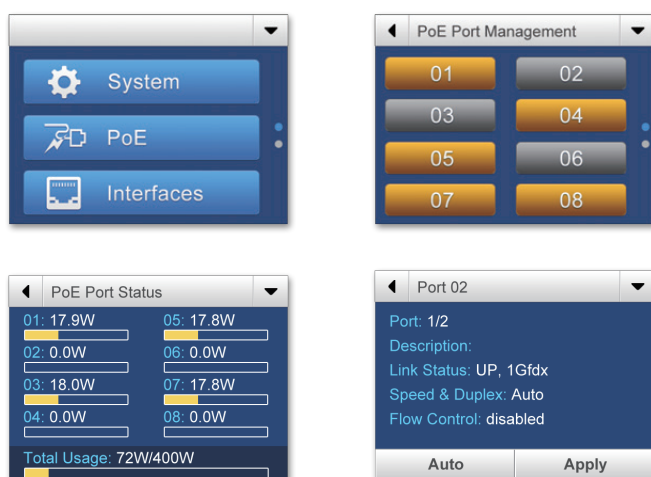


Intuitive LCD for Efficient Management

PLANET GS-5220 Smart LCD Layer 3 802.3at/bt PoE Managed Gigabit Switches provide an intuitive touch panel on their front panels that facilitate the Ethernet management and PoE PD management.

- IP address, VLAN and QoS configuration
- PoE management and status
- Port management and status/SFP information
- Troubleshooting: cable diagnostic and remote IP ping
- Maintenance: reboot, factory default and save configuration

The GS-5220 LCD PoE switch models featuring PLANET intelligent PoE management to improve the availability of critical business applications have an awesome feature -- ONVIF Support -- which is specifically designed for co-operating with Video IP Surveillances. From the GUI, you just need one click to search and show all of the ONVIF devices via network application, thus enabling to pinpoint the location of the particular surveillance device for easier inspection and planning.



GS-5220-24UP(L)4XV(R)

- 10/100/1000BASE-T with 802.3bt Ultra PoE port x 24
- 1G/10G SFP+ port x 4
- 400-/600-watt PoE budget
- Up to 75 watts per PoE port
- R model supports 100~240V AC/48~60V DC redundant power

75W

GS-5220-16UP2XV(R)

- 10/100/1000BASE-T with 802.3bt Ultra PoE port x 16
- 1G/10G SFP+ port x 2
- 400-watt PoE budget
- Up to 75 watts per PoE port
- R model supports 100~240V AC/48~60V DC redundant power

60W

GS-5220-24P(L)4XV(R)

- 10/100/1000BASE-T with 802.3at PoE port x 24
- 1G/10G SFP+ port x 4
- 400-/600-watt PoE budget
- Up to 36 watts per PoE port
- R model supports 100~240V AC/48~60V DC redundant power

GS-5220-16P2XV(R)

- 10/100/1000BASE-T with 802.3at PoE+ port x 16
- 1G/10G SFP+ port x 2
- 220-watt PoE budget
- Up to 36 watts per PoE port
- R model supports 100~240V AC/48~60V DC redundant power

10G L3 802.3bt Ultra PoE Managed Gigabit Switches



Amazing Ultra PoE Managed Switches with Convenient and Smart Detection Feature

PLANET GS-5220 Ultra PoE Managed Switch series featuring PLANET intelligent PoE management to improve the availability of critical business applications is equipped with multiple 10/100/1000BASE-T ports including 75-watt Ultra PoE and additional 10Gigabit SFP+ ports. They have a total power budget of up to 400/600 watts for different kinds of PoE applications.

An awesome feature -- ONVIF Support -- is included in the GS-5220 series for interoperating with video IP surveillances. From the GUI, you just need one click to search and show all of the ONVIF devices via network application, allowing you to remotely plan or inspect a production process at a manufacturing plant.

- Supports PoE Power up to 75 watts for each PoE port
- PoE schedule, scheduled power recycling, PD alive check
- Supports ONVIF detection
- IPv4/IPv6 Layer 3 static routing and route summarization
- IEEE 802.1Q VLAN, Q-in-Q, Protocol-based and MAC-based VLANs
- 100~240V AC for switch system and PoE; 36~60V DC for switch system



GS-5220-24UP(L)4X(R)

- 10/100/1000BASE-T with 802.3bt Ultra PoE port x 24
- 1000/10GBASE-X SFP port x 4
- IPv6 and IPv4 Web, Telnet and SNMP management
- 802.1Q VLAN, MSTP and IGMP Snooping
- Up to 60 watts of PoE power on 4-pair UTP
- 600-watt PoE budget
- Smart fan design for silent operation
- 19-inch, 1U rack-mountable installation

GS-5220-16UP4S2X(R)

- 10/100/1000BASE-T with 802.3bt Ultra PoE port x 16
- 1000/10GBASE-X SFP port x 2
- IPv6 and IPv4 Web, Telnet and SNMP management
- 802.1Q VLAN, MSTP and IGMP Snooping
- Up to 60 watts of PoE power on 4-pair UTP
- 400-watt PoE budget
- Smart fan design for silent operation
- 19-inch, 1U rack-mountable installation

GS-5220-8UP2T2X

- 10/100/1000BASE-T with 802.3bt Ultra PoE port x 8
- 10/100/1000BASE-T port x 2
- 1G/10G SFP+ port x 2
- 240-watt PoE budget
- Up to 75 watts per PoE port
- 13-inch desktop size

10G L3 802.3at PoE+ Managed Gigabit Switches



IPv6 Routing and 10G Ethernet Switch Solutions with PoE Plus for SMBs

PLANET GS-5220 Layer 3 Managed PoE Switch series supports both IPv4 and IPv6 protocols, and hardware-based Layer 3 static routing capability. They comply with IEEE 802.3at Power over Ethernet Plus (PoE+), equipped with 8 to 48 10/100/1000BASE-T Gigabit Ethernet ports and 2 or 4 10G SFP+ uplink slots. All their Gigabit Ethernet ports when integrated with an 802.3at PoE+ injector can be in full operation.

Extended 10G Network Infrastructure Solution

With the 2/4 built-in SFP+ slots, the GS-5220 series performs up to 176Gbps non-blocking switch fabric to handle extremely large amounts of data. It greatly helps SMBs to build 10Gbps Ethernet network, fulfilling the need of backbone connection, heavy transmission of video streaming services, cloud services and NAS applications at an affordable price.

Multigigabit 2.5G Switch Solution

The MGS-5220-8P2X is PLANET's first Multigigabit Layer 3 Managed Switch designed in compact size. Offering 8-port PoE 2.5GBASE-T and 2-port dual speed 10G SFP+, it breaks the bandwidth limitation of connecting the wireless network with the wired network. Featuring L2+ routing and PLANET Intelligent PoE functions, it provides a highly-secure, environment-friendly network management and accelerates the deployment of wireless network infrastructure for smart cities.

GS-5220-24P(L)4X(R)

- 10/100/1000BASE-T with 802.3at PoE+ port x 24
- 1G/10G SFP+ port x 4
- 400-watt PoE budget
- Up to 36 watts per PoE port
- R model supports 100~240V AC/48~60V DC redundant power

GS-5220-48P(L)4X(R)

- 10/100/1000BASE-T with 802.3at PoE+ port x 48
- 1G/10G SFP+ port x 4
- 600-watt PoE budget
- Up to 36 watts per PoE port
- R model supports 100~240V AC/48~60V DC redundant power

GS-5220-8P2T2X

- 10/100/1000BASE-T with 802.3at PoE+ port x 8
- 1G/10/100/1000BASE-T port x 2
- 10G SFP+ port x 2
- 240-watt PoE budget
- Up to 36 watts per PoE port
- 13-inch desktop size

MGS-5220-8P2X

- 100/1000/2500BASE-T with 802.3at PoE+ port x 8
- 1G/10G SFP+ port x 2
- 240-watt PoE budget
- Up to 36 watts per PoE port
- 13-inch desktop size



L2+ 802.3at PoE+ Managed Gigabit Switches



To meet the PoE network applications requiring higher power supply with Gigabit speed transmission, PLANET L2+ 802.3at PoE+ Managed Switches provide user-friendly but advanced IPv6 and IPv4 management interfaces to bring out efficiently centralized High Power PoE management. It offers IPv4 and IPv6 VLAN routing feature which allows to crossover different VLANs and different IP addresses for the purpose of having a highly-secure, flexible management and simpler networking applications.

As an advanced PoE switch designed for non-stop surveillance or wireless networks, the L2+ Managed PoE switches feature intelligent PoE functions such as PD alive check, scheduled power recycling and over-temperature protection to improve the availability of critical business applications. Time-based PoE schedule can be used to control PoE power feeding during specified time intervals to help companies and campuses to save power and money.

- Complies with IEEE 802.3at/af Power over Ethernet end-span PSE
- Supports PoE Power up to 30.8 watts for each PoE port
- Remote PoE power management and monitoring
- Supports PD alive check, PoE schedule, scheduled power recycling and over-temperature protection
- IPv4 and IPv6 Layer 3 static routing
- IEEE 802.1Q VLAN, Private VLAN, Q-in-Q and Voice VLAN
- Layer 2, 3 and 4 Access Control List
- Quality of Service (QoS)
- IEEE 802.1D/1w/1s Spanning Tree Protocol
- IGMP snooping v1, v2 and v3, and querier mode
- Management interface – console, telnet
- IPv6 and IPv4 Web; SNMP v1, v2c and v3 SSL and SSH
- DHCP snooping, ARP inspection and IP Source Guard
- DHCP Relay and DHCP Option 82

WGSD-10020HP

- 10/100/1000BASE-T with IEEE 802.3at PoE+ port x 8
- 100/1000BASE-X port x 2
- 150-watt PoE budget
- 13-inch desktop size, 1U rack-mountable

GS-5220-8P2T2S

- 10/100/1000BASE-T with 802.3at PoE+ port x 8
- 10/100/1000BASE-T port x 2
- 100/1000BASE-X SFP port x 2
- 240-watt PoE budget
- 13-inch desktop size, 1U rack-mountable
- Smart fan design for silent operation

WGSW-20160HP

- 10/100/1000BASE-T with 802.3at PoE+ port x 16
- 10/100/1000BASE-T port x 4
- 100/1000BASE-X SFP port x 4
- 230-watt PoE budget

WGSW-24040HP/WGSW-24040HP4

- 10/100/1000BASE-T with 802.3at PoE+ port x 24
- 100/1000BASE-X SFP port x 4
- 220/440-watt PoE budget

SGS-5220-24P2X

- 10/100/1000BASE-T with 802.3at PoE+ port x 24
- 100/1000BASE-X SFP port x 4
- 10G SFP+ uplink port x 2
- 10G SFP+ stacked port x 2
- 440-watt PoE budget

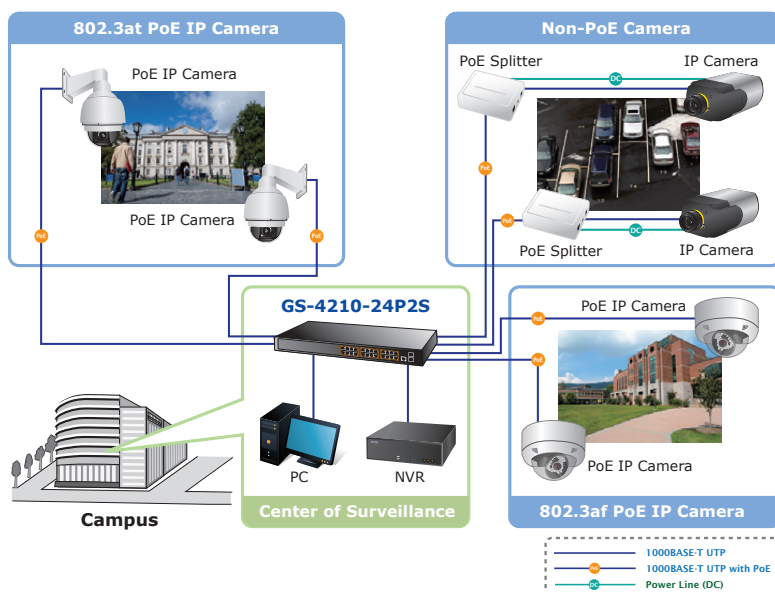


L2/L4 802.3at/bt PoE Managed Gigabit Switches



The L2/L4 802.3at/bt PoE Managed Gigabit Switches allow users to flexibly connect standard and high powered devices simultaneously. To facilitate power management, the Switches come with powerful PoE management features such as over temperature protection, usage threshold alert and auto power allocation to prevent power budget overloading. The PoE power budget can be allocated by priorities or classification and send alert event logs when power usage reaches the defined threshold.

- Complies with IEEE 802.3at/bt Power over Ethernet end-span PSE
- Supports PoE power up to 30.8/60 watts for each PoE port
- Remote PoE power management and monitoring
- Supports PD alive check, scheduled power recycling and time-based PoE schedule and over temperature protection
- IEEE 802.1Q VLAN, Private VLAN and Q-in-Q
- Layer 3 and 4 Access Control List
- Quality of Service (QoS)
- IEEE 802.1D/1w Spanning Tree Protocol
- IGMP snooping v1 and v2, MLD snooping
- Management interface – console ; Telnet Web; SNMP v1, v2c and v3; SSL and SSH



GS-4210-8P2S

- 10/100/1000BASE-T with 802.3at PoE+ port x 8/16
- 100/1000BASE-X SFP port x 2
- 110-watt PoE budget
- 13-inch desktop size, 1U rack-mountable
- Smart fan design for silent operation

GS-4210-8P2T2S

- 10/100/1000BASE-T with 802.3at PoE+ port x 8
- 10/100/1000BASE-T port x 2
- 100/1000BASE-X SFP port x 2
- 240-watt PoE budget
- 13-inch desktop size, 1U rack-mountable
- Smart fan design for silent operation

GS-4210-16P4C/GS-4210-16P2S

- 10/100/1000BASE-T with 802.3at PoE+ port x 16
- 10/100/1000BASE-T port x 4
- 100/1000BASE-X SFP port x 2/4
- 220-watt PoE budget

GS-4210-24P2S

- 10/100/1000BASE-T with 802.3at PoE+ port x 24
- 100/1000BASE-X SFP port x 2
- 300-watt PoE budget

GS-4210-24P4C/GS-4210-24PL4C

- 10/100/1000BASE-T with 802.3at PoE+ port x 24
- 10/100/1000BASE-T port x 4
- 100/1000BASE-X SFP port x 4
- 220/440-watt PoE budget
- Smart fan design for silent operation

GS-4210-48P4S

- 10/100/1000BASE-T with 802.3at PoE+ port x 48
- 100/1000BASE-X SFP port x 4
- 440-watt PoE budget
- Smart fan design for silent operation

GS-4210-16UP4C/GS-4210-24UP4C

- 10/100/1000BASE-T with ultra PoE port x 16/24
- 10/100/1000BASE-T port x 4
- 100/1000BASE-X SFP port x 4
- Up to 60 watts of PoE power on 4-pair UTP
- 400/600-watt PoE budget

60W

Industrial Flat-type PoE+ Switches

Easily-deployed and Expanded PoE Network

Designed to be installed in a wall enclosure or simply mounted at any convenient location on a wall, PLANET Industrial Flat-type PoE+ Switches are an ideal solution to meeting the demand of sufficient PoE power for the network applications such as building/home automation network, Internet of things (IoT), and wired and wireless IP surveillance.

Innovative Wall-mount Installation

The Industrial Flat-type PoE+ Switches adopt "Front Access" design, making the installing, cable wiring, LED monitoring and maintenance of the Industrial Flat-type PoE+ Switches placed in an enclosure easier for technicians to manage. Its magnetic wall mounting or DIN rail installation enables its efficient use of enclosure space, thereby making its usability more flexible.

WGS-5225-8P2SV

- 2.4-inch color LCD touch screen with management functions
- 8-port 10/100/1000BASE-T with 802.3at PoE+
- 2-port 100/1000BASE-X SFP
- ERPS Ring Data Recovery time < 20ms
- IPv4/IPv6 Layer 3 static routing
- Supports Modbus TCP/IP Protocol
- 48~56V DC dual power design
- -20~70 degrees C operating temperature
- 240-watt PoE budget



WGS-5225-8P2S

- 8-port 10/100/1000BASE-T with 802.3at PoE+
- 2-port 100/1000BASE-X SFP
- ERPS Ring Data Recovery time < 20ms
- IPv4/IPv6 Layer 3 static routing
- Supports Modbus TCP/IP Protocol
- 48~56V DC dual power design
- -40~75 degrees C wide operating temperature
- 240-watt PoE budget



WGS-4215-16P2S

- 16-port 10/100/1000T with 802.3at PoE+
- 2-port 100/1000X SFP
- -40 to 75 degrees C wide operating temperature
- 48~56V DC dual power input
- 200-watt PoE budget, up to 16 PoE port
- PD alive check, scheduled power recycling and time-based PoE schedule
- IPv6 and IPv4 Web; Telnet; SNMPv1, v2c, v3; SSH/SSL management
- QoS, bandwidth control, storm control, Layer 3/4 access control list
- STP/RSTP/MSTP, LACP



WGS-804HP

- 4-port 10/100/1000BASE-T with 802.3at PoE+
- 4-port 10/100/1000BASE-T
- -10 to 60 degrees C operating temperature
- 48~56V DC redundant power
- LED indicators for PoE usage and status
- 120-watt PoE budget



WGS-804HPT

- 4-port 10/100/1000BASE-T with 802.3at PoE+
- 4-port 10/100/1000BASE-T
- -40 to 75 degrees C wide operating temperature
- 48~56V DC redundant power
- IPv6 and IPv4 Web, Telnet and SNMP management
- 802.1Q VLAN, MSTP and IGMP snooping
- LED indicators for PoE usage and status
- 144-watt PoE budget



WGS-4215-8P2S

- 8-port 10/100/1000T with 802.3at PoE+
- 2-port 100/1000X SFP
- -40 to 75 degrees C wide operating temperature
- 48~56V DC dual power input
- 200-watt PoE budget
- IPv6 and IPv4 Web; Telnet; SNMPv1, v2c, v3; SSH/SSL management
- QoS, bandwidth control, storm control, Layer 3/4 access control list
- STP/RSTP/MSTP, LACP



Industrial Flat-type Gigabit PoE+ Routers

WGR-500-4PV

- 2.4-inch color LCD touch screen with management functions
- 4-port 10/100/1000BASE-T with 802.3at PoE+
- 802.1Q VLAN and IGMP proxy
- PoE schedule, scheduled power recycling, PD alive check
- AP auto-discovery
- Central provisioning and cluster management
- Easy deployment with map positioning
- Real-time AP status monitoring
- Rogue AP detection
- User authentication and MAC ACL
- Customized captive portal
- Profile creation and maintenance
- Online firmware detection and batch upgrade



WGR-500-4P

- 4-port 10/100/1000BASE-T with 802.3at PoE+
- 802.1Q VLAN and IGMP proxy
- PoE schedule, scheduled power recycling, PD alive check
- AP auto-discovery
- Central provisioning and cluster management
- Easy deployment with map positioning
- Real-time AP status monitoring
- Rogue AP detection
- User authentication and MAC ACL
- Customized captive portal
- Profile creation and maintenance
- Online firmware detection and batch upgrade



Web Smart 802.3at PoE+ Switches



PLANET Web Smart 802.3af/at PoE switches provide a cost-effectiveness advantage to local area network and are widely accepted in SMB office network. They provide intelligent Layer 2 data packet switching and management functions, friendly web user interface, and stable operation. They also comply with Power over Ethernet (PoE) at an affordable price. The Web Smart PoE switches feature 4-port PoE to 24-port PoE choices to meet various customer requirements. They offer a rack-mountable, safe and reliable power solution for SMBs deploying PoE VoIP systems and PoE wireless networks, or requiring enhanced data security and network traffic management.

Unmanaged LCD PoE+ Switches

PLANET LCD PoE Switches are an ideal Plug and Watch Power over Ethernet solution which provides quick installation, real-time PoE work status monitoring and immediate troubleshooting through its unique LCD display to improve work efficiency and quality without any PC or software required.

The LCD monitors of the LCD PoE Switches clearly show the PoE loading of each port, total PoE power usage and system status, such as overload, low voltage, over voltage and high temperature. With its brand-new LCD monitor, user is able to obtain detailed information about real-time PoE working condition of the LCD PoE Switches directly. Also the Power Budget Control function helps to prevent power budget overloading.



LCD Monitor Status

Switch Port Information											
01	30.3W	---	M	867M	08	---	---	---	M	---	---
02	---	---	W	---	09	8.3W	---	---	M	<1M	---
03	---	---	W	---	10	---	---	---	M	---	---
04	15.4W	-10M	---	M	11	-OFF-	---	---	M	---	---
05	---	---	W	---	12	---	---	---	M	---	---
06	---	---	W	---	13	17.6W	223M	246M	---	---	---
07	---	---	W	---	14	---	---	---	M	---	---
PB:300W			TP:72W			PD:0					

Main Menu	
01	Switch Mode
02	Budget Control
03	PSE Port Priority
04	PSE Port Enable
05	PD Type
06	Alive Check
07	Bandwidth
08	Fan Control

Switch Mode	
Options:	
Standard	<
VLAN	
Extend	

PSE Port Enable	
Port	Status
01	Enable < Disable
Current Setting: Enable	
<UP>/<Down>;Select	
<Enter>;Confirm <Back>;Return	

FGSD-1008HPS

- 10/100BASE-TX with 802.3at PoE+ port x 8
- 10/100/1000BASE-T port x 2
- 1000BASE-X SFP port x 2
- 125-watt PoE budget
- 13-inch desktop size, 1U rack-mountable

FGSW-1816HPS

- 10/100BASE-TX with 802.3at PoE+ port x 16
- 10/100/1000BASE-T port x 2
- 1000BASE-X SFP port x 2
- 220-watt PoE budget
- 19-inch, 1U rack-mountable

FGSW-2624HPS/FGSW-2624HPS4

- 10/100BASE-TX with 802.3at PoE+ port x 24
- 10/100/1000BASE-T port x 2
- 1000BASE-X SFP port x 2
- 220-/420-watt PoE budget
- 19-inch, 1U rack-mountable

GSD-1222VHP

- 10/100/1000BASE-T with 802.3 at PoE+ port x 8
- 10/100/1000BASE-T uplink port x 2
- 1000BASE-X SFP port x 2
- Hardware DIP Switch, including Standard, VLAN and Extend mode.
- 120-watt PoE budget
- LCD with real-time PoE port status display, and power and alarm alerts
- VLAN Isolation
- 250m distance w/30W power output in Extend Mode
- 12-inch, 1U, rack-mountable

GSW-1820VHP/GSW-2620VHP

- 10/100/1000BASE-T with 802.3 at PoE+ port x 16/24
- 1000BASE-X SFP uplink port x 2
- Hardware DIP Switch, including Standard, VLAN and Extend mode.
- 300-watt PoE budget
- LCD with real-time PoE port status display, and power and alarm alerts
- VLAN Isolation
- 250m distance with 30W power output in Extend Mode

GSW-1222VUP

- Up to 60 watts of PoE power on 4-pair UTP
- 10/100/1000BASE-T with 8-port ultra PoE
- 380-watt PoE budget
- LCD with real-time PoE port status display, and power and alarm alerts
- 2-port Gigabit TP and 2-port Gigabit SFP for uplink
- Plug and Play design

FGSD-1022VHP

- 10/100BASE-TX with 802.3 at PoE+ port x 8
- 10/100/1000BASE-T uplink port x 2
- Hardware DIP Switch, including Standard, VLAN and Extend mode.
- 120-watt PoE budget
- LCD with real-time PoE port status display, and power and alarm alerts
- VLAN Isolation
- 250m distance with 30W power output in Extend Mode
- 12-inch, 1U, rack-mountable

FGSW-1822VHP/FGSW-2622VHP

- 10/100BASE-TX with 802.3at PoE+ port x 16/24
- 10/100/1000BASE-T port x 2
- 1000BASE-X SFP uplink port x 2
- 300-watt PoE budget
- LCD with real-time PoE port status display, and power and alarm alerts
- 250m distance with 30W power output in Extend Mode

Unmanaged PoE+ Switches

Gigabit

GSD-604HP

- 10/100/1000BASE-T with 802.3at PoE+ port x 4
- 10/100/1000BASE-T port x 2
- 55-watt PoE budget
- Port-based VLAN via DIP selection
- Compact size, wall-mountable



GSD-804P

- 10/100/1000BASE-T with 802.3at PoE port x 4
- 10/100/1000BASE-T port x 4
- 55-watt PoE budget
- 10-inch, 1U rack-mountable
- Hardware-based DIP switch for Standard, VLAN and Extend mode selection



GSD-908HP

- 10/100/1000BASE-T with 802.3at PoE+ port x 8
- 10/100/1000BASE-T port x 1
- 100-watt PoE budget
- Compact size, wall-mount and magnetic wall mountable



GSD-1008HP

- 10/100/1000BASE-T with 802.3at PoE+ port x 8
- 10/100/1000BASE-T port x 2
- Hardware-based DIP switch for Standard, VLAN and Extend mode selection
- 120-watt PoE budget
- 9-inch, 1U rack-mountable



GSW-1600HP

- 10/100/1000BASE-T with 802.3at PoE+ port x 16
- 220-watt PoE Power budget
- 19-inch, 1U rack-mountable



GSW-2620HP

- 10/100/1000BASE-T with 802.3at PoE+ port x 24
- 1000BASE-X SFP port x 2
- 220-watt PoE Power budget
- 19-inch, 1U rack-mountable



FGSD-1011HP

- 10/100BASE-TX with 802.3at PoE+ port x 8
- 10/100/1000BASE-T port x 1, 100/1000X SFP port x 1
- Hardware-based DIP switch for Standard, VLAN and Extend mode selection
- 120-watt PoE budget
- 9-inch, 1U rack-mountable



FSD-504HP

- 10/100BASE-TX with 802.3at PoE+ port x 4
- 10/100BASE-TX port x 1
- 60-watt PoE budget
- Hardware-based DIP switch for Standard and Extend mode selection
- Compact size, wall-mountable



FSD-604HP

- 10/100BASE-TX with 802.3at PoE+ port x 4
- 10/100BASE-TX port x 2
- Extend power + data and port-based VLAN via DIP selection
- 60-watt PoE budget
- Internal AC, fanless design



FSD-1008HP

- 10/100BASE-TX with 802.3at PoE+ port x 8
- 10/100BASE-TX port x 2
- Hardware-based DIP switch for Standard, VLAN and Extend mode selection
- 120-watt PoE budget
- 9-inch, 1U rack-mountable



FNSW-1600P

- 10/100BASE-TX with 802.3at PoE port x 16
- 125-watt PoE budget
- 19-inch, 1U rack-mountable



Fast Ethernet

Multi-port PoE Injector Hubs

Quick and Easy PoE Network Deployment

PLANET PoE Injector Hubs provide 4-/12-/24-port IEEE 802.3at/bt Power over Ethernet injector functions and comply with IEEE 802.3, IEEE 802.3u, IEEE 802.3at and IEEE 802.3bt standards. This series supports PoE power for any remote IEEE 802.3at/bt powered device (PD) like wireless access point, IP phone, and IP camera.

Easy Cabling Installation

The PoE Injector Hubs are installed between a regular Ethernet Switch and PDs; they inject power to the PDs without affecting the data transmission performance. They offer a cost effective and quick solution to upgrading network system to IEEE 802.3at/bt Power over Ethernet system without replacing the existing Ethernet Switch.

- Complies with IEEE 802.3at/bt Power over Ethernet mid-span PSE
- PoE power up to 30/60-watt for each PoE port
- Remote power feeding up to 100m
- Full power support for each PoE port
- Automatically detects the powered device (PD)
- Indication of LED indicator power input
- 100~240VAC, 50/60Hz, universal power supply

60-watt Ultra PoE Injector Hubs

UPOE-800G

- 10/100/1000BASE-T "Data" input port x 8
- 10/100/1000BASE-T "Data + Power" output port x 8
- 400-watt PoE budget
- PoE Power up to 60 watts for each PoE port
- Web management interface
- SNMP Trap and PoE schedule
- 19-inch, 1U rack-mountable

802.3bt
Ready



UPOE-1600G

- 10/100/1000BASE-T "Data" input port x 16
- 10/100/1000BASE-T "Data + Power" output port x 16
- 600-watt PoE budget
- PoE Power up to 60 watts for each PoE port
- Web management interface
- SNMP Trap and PoE schedule
- 19-inch, 1U rack-mountable

802.3bt
Ready



UPOE-2400G

- 10/100/1000BASE-T "Data" input port x 24
- 10/100/1000BASE-T "Data + Power" output port x 24
- 800-watt PoE budget
- PoE Power up to 60 watts for each PoE port
- Web management interface
- SNMP Trap and PoE schedule
- 19-inch, 1U rack-mountable

802.3bt
Ready



802.3at PoE+ Injector Hubs

HPOE-460

- 10/100/1000BASE-T "Data" input port x 4
- 10/100/1000BASE-T "Data + Power" output port x 4
- 120-watt PoE budget
- PoE Power up to 30.8 watts for each PoE port
- Compact size, wall-mountable



POE-1200G

- 10/100/1000BASE-T "Data" input port x 12
- 10/100/1000BASE-T "Data + Power" output port x 12
- 220-watt PoE budget
- PoE Power up to 30.8 watts for each PoE port
- Web management interface
- SNMP Trap and PoE schedule
- 19-inch, 1U rack-mountable



POE-2400G

- 10/100/1000BASE-T "Data" input port x 24
- 10/100/1000BASE-T "Data + Power" output port x 24
- 440 watt PoE budget
- PoE Power up to 30.8 watts for each PoE port
- Web management interface
- SNMP Trap and PoE schedule
- 19-inch, 1U rack-mountable



HPOE-1200G

- 10/100/1000BASE-T "Data" input port x 12
- 10/100/1000BASE-T "Data + Power" output port x 12
- 360-watt PoE budget
- PoE Power up to 30.8 watts for each PoE port
- Web management interface
- SNMP Trap and PoE schedule
- 19-inch, 1U rack-mountable



HPOE-2400G

- 10/100/1000BASE-T "Data" input port x 24
- 10/100/1000BASE-T "Data + Power" output port x 24
- 720-watt PoE budget
- PoE Power up to 30.8 watts for each PoE port
- Web management interface
- SNMP Trap and PoE schedule
- 19-inch, 1U rack-mountable



Single-port PoE Injectors & Splitters

PLANET Single-port PoE Injectors and Splitters are compliant with IEEE 802.3af/at 30-watt PoE and IEEE 802.3bt Ultra PoE standard to help achieve a more flexible network deployment. The PoE injectors insert power into Ethernet cables and allow the cable between the PoE injector and splitter to transfer data and power simultaneously. The PoE splitter is paired with the injector to turn the non-PoE devices into PoE-ready equipment. The maximum distance between the injector and splitter is 100 meters.


802.3bt Ultra PoE Injectors

POE/IPoE Series

- Complies with IEEE 802.3bt Power over Ethernet
- Maximum power up to 95 watts
- Auto-detection of IEEE 802.3bt Ultra PoE PDs from being damaged by incorrect installation

IPOE-171-60W/IPOE-171-95W

- Up to 95 watts of PoE power on 4-pair UTP
- Data and power over one Ethernet cable up to 100 meters
- Backward compatible with IEEE 802.3at/af PD device
- Supports 10/100/1000BASE-T applications
- -40 to 75 degrees C wide operating temperature
- IP30 metal case, DIN-rail and wall-mountable



POE-171

- Up to 60 watts of PoE power on 4-pair UTP
- Data and power over one Ethernet cable up to 100 meters
- Backward compatible with IEEE 802.3at/af PD device
- Supports 10/100/1000BASE-T applications



POE-171A-60/POE-171A-95

- Up to 95 watts of PoE power on 4-pair UTP
- Data and power over one Ethernet cable up to 100 meters
- Backward compatible with IEEE 802.3at/af PD device
- Supports 10/100/1000BASE-T applications



POE-172/POE-173

- Up to 60 watts of PoE power on 4-pair UTP
- Data and power over one Ethernet cable up to 100 meters
- Backward compatible with IEEE 802.3at/af PD device
- Supports 10/100/1000BASE-T applications



POE-175-95


- Up to 95 watts of PoE power on 4-pair UTP
- Data and power over one Ethernet cable up to 100 meters
- Backward compatible with IEEE 802.3at/af PD device
- Supports 10/100/1000BASE-T applications



Ultra PoE Splitters

IPOE-171S

- 10/100/1000BASE-T "Data" output port x 1
- 10/100/1000BASE-T "Data + Power" input port x 1
- Up to 50-watt PoE power output
- Supports 12V/19V/24V DC power output by DIP switch
- -40 to 75 degrees C wide operating temperature
- IP30 metal case, DIN-rail and wall-mountable



POE-171S

- 10/100/1000BASE-T "Data" output port x 1
- 10/100/1000BASE-T "Data + Power" input port x 1
- Up to 50-watt PoE power output
- Supports 12V/19V/24V DC power output by DIP switch



POE-172S

- 10/100/1000BASE-T "Data" output port x 1
- 10/100/1000BASE-T "Data + Power" input port x 1
- Up to 75-watt PoE power output
- Supports 12V/19V/24V DC power output by DIP switch



802.3at PoE+ Injectors & Splitters

POE/IPOE/GTP Series

- Complies with IEEE 802.3af/at Power over Ethernet
- Maximum power up to 30.8 watts
- Auto-detection of PoE+ IEEE 802.3at PDs from being damaged by incorrect installation

GTP-805A

- 10/100/1000BASE-T "Data + Power" output port x 1
- 1000BASE-X "Data" input port x 1
- Mid-span PSE
- Made of metal



POE-161

- 10/100/1000BASE-T "Data" input port x 1
- 10/100/1000BASE-T "Data + Power" output port x 1
- Mid-span PSE
- Made from plastic



POE-161S/POE-162S

- 10/100/1000BASE-T "Data" output port x 1
- 10/100/1000BASE-T "Data + Power" input port x 1
- Made from plastic
- Power output: 5V/12V DC, max. 5A (POE-161S)
- Power output: 12V/24V DC, max. 2A (POE-162S)



POE-163

- 10/100/1000BASE-T "Data" input port x 1
- 10/100/1000BASE-T "Data + Power" output port x 1
- Mid-span PSE
- Plastic compact size, internal 100-240V AC power supply



POE-164

- 10/100BASE-TX "Data" input port x 1
- 10/100BASE-TX "Data + Power" output port x 1
- Mid-span PSE
- Plastic compact size, internal 100-240V AC power supply



POE-165S

- Power input - complies with IEEE 802.3af/at Power over Ethernet
- Power output - passive Power over Ethernet injector
- Supports 12V/19V/24V DC power output by DIP switch
- -40 to 75 degrees C wide operating temperature
- Compact size, wall-mountable



IGTP-805AT/IGTP-802T/IGTR-802TS

- 100/1000BASE-X single/ multi mode LC (SFP interface)
- 10/100/1000BASE-T with 802.3at PoE+ port x 1
- Link Fault Pass-through (LFP) support
- -40 to 75 degrees C operating temperature
- IP30 metal case, DIN-rail and wall-mountable



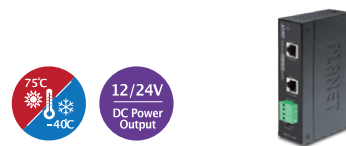
IPOE-162

- 10/100/1000BASE-T "Data" input port x 1
- 10/100/1000BASE-T "Data + Power" output port x 1
- -40 to 75 degrees C operating temperature
- IP30 metal case, DIN-rail and wall-mountable



IPOE-162S

- 10/100/1000BASE-T "Data" output port x 1
- 10/100/1000BASE-T "Data + Power" input port x 1
- Power output: 12V/24V DC, max.2A
- -40 to 75 degrees C operating temperature
- IP30 metal case, DIN-rail and wall-mountable



802.3af PoE Injectors

POE/FTP Series

- Complies with IEEE 802.3af Power over Ethernet
- Data and power transmission distance up to 100 meters
- Maximum power up to 15.4 watts

- Auto-detection of PoE IEEE 802.3af equipment and devices from being damaged by incorrect installation
- Desktop size, wall-mountable

FTP-802/802S15

- 10/100BASE-TX "Data + Power" output port x 1
- 100BASE-FX "Data" input port x 1
- End-span PSE
- Made of metal



POE-151

- 10/100BASE-TX "Data" input port x 1
- 10/100BASE-TX "Data + Power" output port x 1
- Mid-span PSE
- Made from plastic



POE-152

- 10/100/1000BASE-T "Data" input port x 1
- 10/100/1000BASE-T "Data + Power" output port x 1
- End-span PSE
- Made from plastic



PoE Extenders

PLANET PoE Extenders are a newly-designed and simple device which extends both the reach of Ethernet data and power over the standard 100m (328 ft.) RJ45 UTP cable to 200m, 300m or longer distance, making the network installations more efficient and cost-effective.

POE/IPOE-E Series

- Extends the range of PoE by an additional 100 meters (328ft.) or more
- Forwards both Ethernet data and PoE power to remote devices
- Multiple units, daisy-chain installation supported
- No external power cable required for installation
- Compact size, wall-mountable
- Plug and Play

60-watt Ultra PoE Extenders

IPOE-E174

- Forwards both Ethernet data and in-line power to 4 remote devices
- 1-port ultra Power over Ethernet PD
- 4-port IEEE 802.3af/at Power over Ethernet/end-span PSE
- Supports PoE output power up to 30.8 watts for each PoE port
- Extends the range of PoE for an additional 100 meters (328ft.)
- -40 to 75 degrees C wide operating temperature
- No external power cable required for installation
- Plug and Play, no software required



POE-E304

- Forwards both Ethernet data and in-line power to 4 remote devices
- 1-port ultra Power over Ethernet PD
- 4-port IEEE 802.3af/at Power over Ethernet/end-span PSE
- Supports PoE output power up to 30.8 watts for each PoE port
- Extends the range of PoE for an additional 100 meters (328ft.)
- No external power cable required for installation
- Plug and Play, no software required



IPOE-E172

- 10/100/1000BASE-T "Data + Power" shielded RJ45 input port x 1
- 10/100/1000BASE-T "Data + Power" shielded RJ45 output port x 2
- Max. total PoE budget up to 60 watts
- -40 to 75 degrees C wide operating temperature
- Extends Cat.5 cable installations to beyond 100 meters

IP63



802.3at/af PoE Extenders

POE-E101

- 10/100BASE-TX "Data + Power" output port x 1
- 10/100BASE-TX "Data + Power" input port x 1
- Complies with IEEE 802.3af Power over Ethernet mid-span
- Maximum extended distance up to 300m



POE-E201

- 10/100/1000BASE-T "Data + Power" output port x 1
- 10/100/1000BASE-T "Data + Power" input port x 1
- Complies with IEEE 802.3af/at Power over Ethernet mid-span
- Maximum extended distance up to 500m

30W

Gigabit



POE-E202

- 10/100/1000BASE-T "Data + Power" output port x 2
- 10/100/1000BASE-T "Data + Power" input port x 1
- Complies with IEEE 802.3af/at Power over Ethernet mid-span
- Maximum extended distance up to 300m



IPOE-E202

- 10/100/1000BASE-T "Data + Power" shielded RJ45 input port x 1
- 10/100/1000BASE-T "Data + Power" shielded RJ45 output port x 2
- Max. total PoE budget up to 50 watts
- -40 to 75 degrees C wide operating temperature
- Extends Cat.5 cable installations to beyond 100 meters

IP63



Long Reach PoE L2/L4 IPv6 Managed Switches

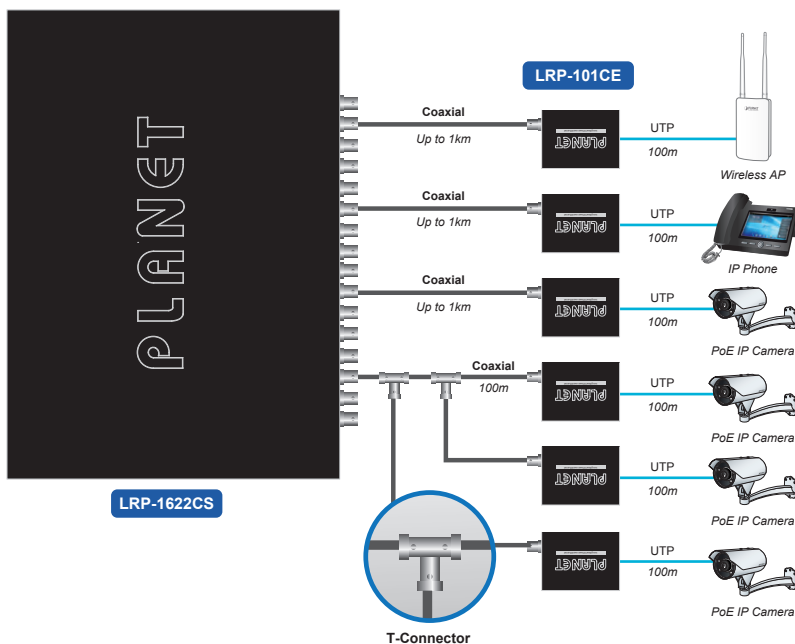
LRP Series



PLANET Long Reach PoE (LRP) solution is designed to extend IP Ethernet transmission and inject power over an existing coaxial cable for distance up to 1000m (3280ft) into PoE IP camera, PoE wireless AP and any 802.3af/at compliant powered device (PD).

The Long Reach PoE solution consists of an LRP switch/injector and LRP extender which can work without any power adapter anywhere on your network infrastructure. It is a perfect solution for sending IP video links and power to remote PoE IP camera installation that is beyond the 100-meter distance limit of Ethernet.

- Re-use the existing coaxial cable that eliminates power cabling with Power over coaxial (PoC)
- Data and Power over coaxial up to 1km
- Up to 36-watt power output per PoC port
- PD alive check, scheduled power recycling and time-based PoE schedule
- IEEE 802.1Q VLAN, Q-in-Q, Private VLAN and GVRP
- IEEE 802.1w RSTP, IEEE 802.1s MSTP and loop protection
- IGMP snooping v2 and v3 and MLD snooping
- QoS, Voice VLAN and bandwidth control
- Layer 2, 3 and 4 Access Control List
- IPv4 and IPv6 Web interface; Telnet; SNMP v1, v2c and v3; SSH and SSL management



LRP-822CS

- Long Reach PoE over coaxial port x 8
- 100/100/1000BASE-T port x 2
- 100/1000BASE-X SFP port x 2
- 240-watt PoE budget
- Up to 36 watts per PoC port
- Power over coaxial up to 1km

LRP-1622CS

- Long Reach PoE over coaxial port x 16
- 100/100/1000BASE-T port x 2
- 100/1000BASE-X SFP port x 2
- 440-watt PoE budget
- Up to 36 watts per PoC port
- Power over coaxial up to 1km

LRP-422CST

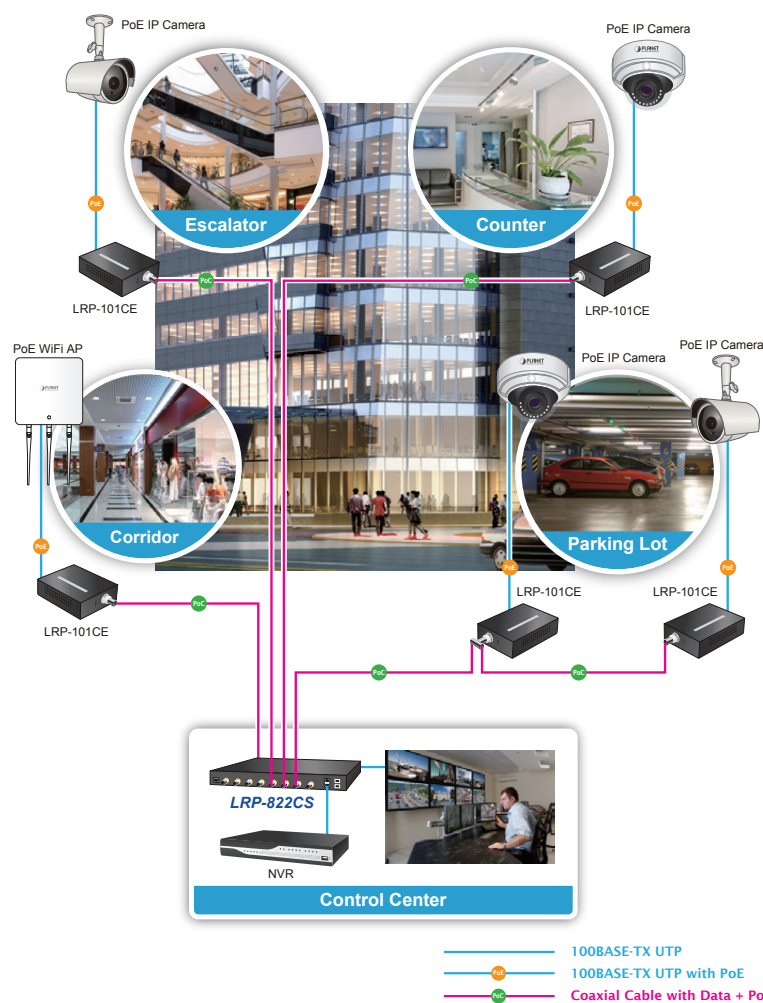
- Long Reach PoE over coaxial port x 4
- 100/100/1000BASE-T port x 2
- 100/1000BASE-X SFP port x 2
- 150-watt PoE budget
- Up to 36 watts per PoC port
- Power over coaxial up to 1km
- -20 to 75 degrees C operating temperature
- IP30 metal case, DIN-rail and wall-mountable

Long Reach PoE Injectors & Extenders

LRP-101 series/LRP-201 series



The LRP-101CE/LRP-101UE PoE Extender, which sources power from the LRP switch or LRP injector, is a Single-port, 802.3at High Power over Ethernet Injector providing a maximum of up to 25 watts of power output over Ethernet cable which allows data and power to transmit simultaneously through the cable to PoE PD (Powered Device).



Single Port Injector

LRP-201HT

- 1-port BNC with passive PoE PSE
- 1-port 10/100/1000T RJ45 with 802.3bt Ultra PoE input
- -10 ~ 60 degrees C operating temperature
- Power over coaxial up to 1km
- Dual 48 ~ 56V DC power input

60W



LRP-201ET

- 1-port BNC with passive PoE PD
- 1-port 10/100/1000T RJ45 with 802.3bt Ultra PoE PSE
- -10 ~ 60 degrees C operating temperature

60W



LRP-101CH

- 1-port BNC with passive PoE PSE
- 1-port 10/100TX RJ45 with 802.3at PoE+ Input
- -20 ~ 70 degrees C operating temperature
- Power over coaxial up to 1km

LRP-101UH

- 1-port UTP with passive PoE PSE
- 1-port 10/100TX RJ45 with 802.3at PoE+ Input
- -20 ~ 70 degrees C operating temperature
- Power over UTP up to 500m

Single Port Extender

LRP-101CE

- 1-port BNC with passive PoE PD
- 1-port 10/100TX RJ45 with 802.3at PoE+ PSE to remote PoE IP camera/AP
- -20 ~ 70 degrees C operating temperature

LRP-101UE

- 1-port UTP with passive PoE PD
- 1-port 10/100TX RJ45 with IEEE 802.3at PSE to remote PoE IP camera/AP
- -20 ~ 70 degrees C operating temperature

LRP-104CET

- 1-port BNC with passive PoE PD
- 4-port 10/100TX RJ45 with IEEE 802.3at PoE+ PSE to remote PoE IP camera/AP
- -20 ~ 70 degrees C operating temperature