



## Dual Band AC1300

# Managed Indoor Access Point

### A high performance 802.11AC Wave 2 Access Point with MU-MIMO technology for high density environments .

EnGenius Wireless Management Access Point solutions are designed for deploying in a versatile indoor application. To meet today's requirement on various networking environments EnGenius provides reliable and fast wireless connections with the latest wireless standards.

The state-of-the-art 802.11ac wave 2 and MU-MIMO technology brings revolutionary connection speeds and higher bandwidth for multimedia and high density applications. EWS330AP is equipped with two powerful RF interfaces that support up to 867 Mbps on the 5 GHz frequency band and 400 Mbps on the 2.4 GHz frequency band (with 4ss/VHT40 clients).



### Features

- > Built-in Turbo Engine  
the Turbo Engine has a quad-core chipset to process multiple tasks simultaneously to enhance performance.
- > Dual radio 2x2 802.11 ac/a/b/g/n Access Point with multi-user MIMO (MU-MIMO)
- > Support up to 867 Mbps on 5 GHz and up to 400 Mbps on the 2.4GHz frequency band (with 2ss/VHT40 clients) .
- > High sensitive amplifiers to improve the wireless coverage it also uses a special radio frequency pattern to increase the receiver sensitivity for improved performance.
- > Support 802.11ac Wave 2 technology to enhance overall bandwidth and speed to wireless client devices.
- > Systemic and distributed management over EnGenius ezMaster and EWS Management switch without licensing or subscription fee.
- > 360° omni-directional antennas to achieve better wireless coverage for network client devices under a pervasive environment.
- > Compliance with 802.3af & 48V PoE Input for flexible installation over 100 meters (328 feet).
- > Perform one-click update to deliver a configuration over multi-segments for managed Access Points.
- > Choose a operating mode to meet your management and deployment requirement.

### Wireless Management solution is ideal for deployment in these venues:

- |                        |                     |                          |
|------------------------|---------------------|--------------------------|
| > Airport Terminals    | > Rail Station      | > Stadiums & Arena       |
| > Warehouse Operations | > Shopping Malls    | > Medical Centers        |
| > College Campuses     | > Resort Properties | > Luxury Homes & Estates |
| > Corporate Campuses   |                     |                          |

## Provide Consistent Performance

The access point is designed with powerful RF interfaces to assure the reliability and strength of signal and sensitivity in a pervasive environment. The interfaces provide even coverage to help users reduce dead spots in their wireless configuration and boost received signal quality to deliver up to 1.26 Gbps throughput to wireless client devices.


## Carry multimedia content using MU-MIMO and Beamforming technology.

Being a AC1300 solution, the EWS330AP is not only built with powerful RF interfaces, but it also features MU-MIMO (Multi-Users Multiple input Multiple output). It also supports Transmit Beamforming (TxBF) technology.

The significant improvement on 802.11ac wave 2 is MU-MIMO technology, which enhances the performance and transmission to wireless client devices. MU-MIMO allows multiple spatial streams to be used to different clients simultaneously, which reduces latency, increases throughput, capacity and spectral efficiency of the wireless network.

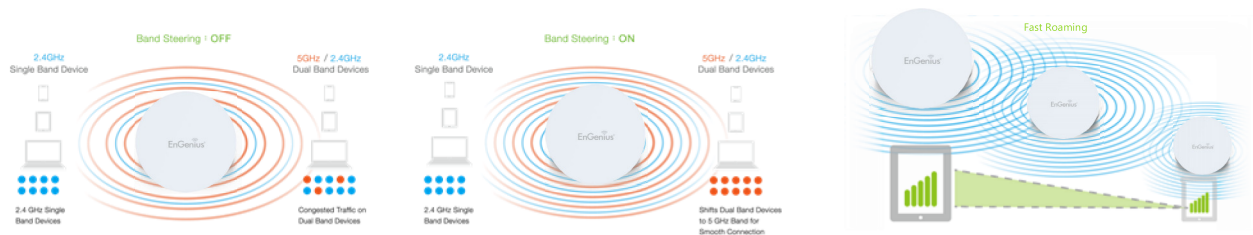
Transmit Beamforming (TxBF) is a standard in the 802.11ac wave 2 specification that allows access points to focus the energy of multiple antennas to transmit to a particular client device in the direction of that client. The innovative technology significantly enhances signal-to-noise ratio and creates a higher throughput to clients.

With MU-MIMO and Beamforming technology, the EWS330AP indoor access points can bring more traffic to wireless client devices simultaneous over a longer distance and save time for serving other wireless client devices.



## Exquisite RF Management to Achieve Optimal Wireless Performance

EnGenius intelligent RF detecting mechanism **Background Scanning**, continues to monitor RF movement of an environment and initialize the control of **Transmit Power** and **channel assignment** assuring an even RF coverage and consistent wireless performance. Background Scanning assist client devices to get the optimal performance under a pervasive environment. **Band Steering** automatically steers dual-band capable client devices to the appropriate channel, while prefer 5GHz or band balancing works to maintain a balanced number of clients per Access Point. When configuring multiple access points to serve your own devices (BYOD) in enterprise class wireless LAN environment, **Fast Roaming** can be enabled to reduce roaming delay time and to secure seamless connection especially for VoIP services when mobile devices move between access points.



## Restrain Wireless Traffic under a Pervasive Environment

To effectively manage the usage of each client device, **Traffic Shaping** controls the bandwidth for an individual **SSID** or **individual clients** per access point. This limitation offers constant bandwidth to perform specific applications like VoIP and video streaming fluently and smoothly without air congestion on client devices.

## Comprehensive Network Protection

With EWS access points, your network is protected from attacks at multiple levels through advanced wireless encryption standards such as Wi-Fi Protected Access (WPA and WPA2), which uses a temporal key integrity protocol (TKIP) and a authentication database, IEEE 802.1X with Radius server. EnGenius also offers the advanced encryption standard (AES) to encrypt traffic between Access Points and client devices.

EnGenius wireless management system offers a advanced mechanism to detect and to prohibit threats over **Rogue AP detection**. Once threats or events are detected, a built-in **E-mail Alerts** system will automatically send a e-mail notification for administrators to take immediate actions on these networks threats.

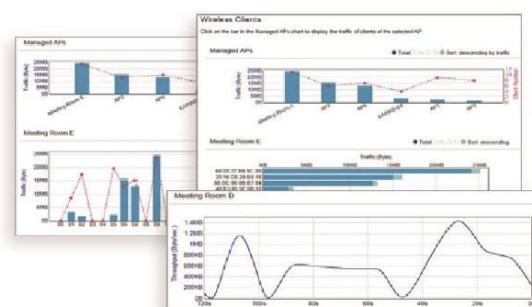
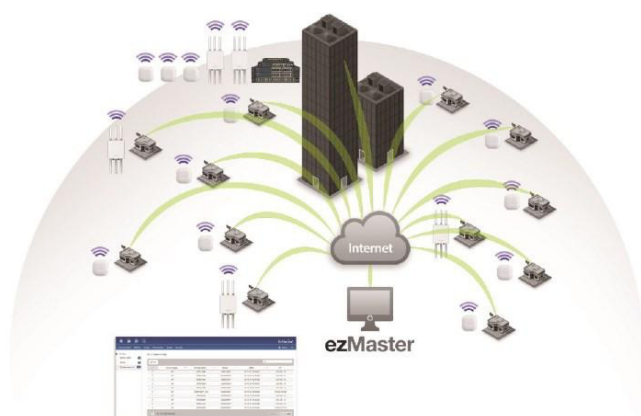
## Simplified Management and Configuration over ezMaster or EWS Management Switch

EWS-series managed Access Points are designed to work with EWS-series Wireless Management Switches and ezMaster management platform for scalable and flexible wireless management applications.

Whether you want to manage a few or up to 1000 Access Points and switches, on network in different locations, with different segments or 10 to 10,000 users, the EnGenius ezMaster platform makes these management and configurations simplified for centralizing bulk configuration, provision and monitoring which means lower operating and maintenance cost from a local or remote server or in the cloud.

With a small scope or maximum of 50 clients a managed system is a requirement, the EWS management switches can perform auto discovery to search EWS managed Access Points. the administrator can easily use individual or cluster settings to fast deploy numbers of Acces Points with desired settings, saving repetitive configuration tasks.

if the connecton to your ezMaster platorm is lost SmartSync Redundancy will automatically store syslog and statistics from the APs. When the connection is re-established, all information will be re-synchronized and sent to ezMaster Management platform. Administrators will not miss any statistics and reports.



## Technical Specifications Wireless Indoor Access Point

### Wireless Radio Specification

#### Access Point Type:

Indoor, dual radios concurrent, 5GHz 802.11 ac 2x2 MIMO is backwards compatible with 802.11 a/n mode, 2.4GHz 802.11 n 2x2 MIMO is backwards compatible with 802.11 b/g.

#### SU-MIMO:

Two(1) spatial stream SU-MIMO for up to 1,267 Mbps wireless data rate to a single wireless client device under the both 2.4GHz and 5GHz radio.

#### MU-MIMO

Two(2) spatial stream Multiple (MU)-MIMO for up to 867 Mbps wireless data rate to transmit to one(1) two streams MU-MIMO capable wireless client devices simultaneously.

#### Frequency Radio

2.4GHz: 2400MHz~2484MHz,  
5GHz: 5150MHz~5250MHz, 5250MHz~5350MHz, 5470~5725MHz,  
5725MHz~5850MHz

Support radios and channels will be varied on the configured regulatory domain.

#### Supported Radio Technology

802.11b: Direct-sequence spread-spectrum (DSSS)  
802.11ac/a/g/n: Orthogonal frequency-division multiplexing (OFDM)  
802.11n/ac: 2x2 MIMO with 4 streams  
802.11ac supports very high throughput (VHT) — VHT 20/40/80 MHz  
802.11n supports high throughput (HT) — HT 20/40 MHz  
802.11n supports very high throughput under the 2.4GHz radio—VHT40 MHz (256-QAM)  
802.11n/ac packet aggregation: A-MPDU, A-SPDU

#### Supported Modulation Type

802.11b: BPSK, QPSK, CCK  
802.11a/g/n: BPSK, QPSK, 16-QAM, 64-QAM  
802.11ac: BPSK, QPSK, 16-QAM, 64-QAM, 256-QAM

#### Transmit Power (Maximum Value)

2.4GHz: 26dBm  
5GHz: 26dBm

Maximum power is limited by regulatory domain

#### Tx Beamforming (TxBF)

Increasing signal reliability and transmitting distance.

#### Supported data rates (Mbps)

802.11b: 1, 2, 5.5, 11  
802.11a/g: 6, 9, 12, 18, 36, 48, 54  
802.11n: 6.5 to 300 (MCS0 to MCS15)  
802.11ac: 6.5 to 867 (MCS0 to MCS9, NSS=1 to 2)

### Power

#### Maximum Power Consumption

TBC

#### Power Source

Direct DC Input: 12V/1A  
Power Over Ethernet: 802.3af Input

### Antenna

2.4GHz: 5.0 dBi  
5GHz: 5.0 dBi

### Interfaces

#### Networking Interface

One (1) 10/100/1000 BASE-T RJ-45 Ethernet Ports

#### DC Powering Interface

One (1) DC Jack interface

#### LED Indicators

Display system and wireless transmission status

#### Reset Button

bring Access Point to the Factory default or the Users Default

### Mounting

#### Ceiling Mounting

mounting bracket for ceiling mounting

### Mechanical & Environment

#### Dimensions (Ø x H)

132.4 x 22.4mm

#### Weight

TBC

#### Operating:

Temperature: 0°C~40°C (32°F~104°F)  
Humidity: 0% ~ 90% typical

#### Storage:

Temperature: -40°C~80°C (-40°F~176°F)  
Humidity: 0% ~ 90% typical

### Compliance Regulatory

#### FCC

Subpart15 B  
Subpart C 15.247  
Subpart E 15.407

#### CE

EN 300 328  
EN 301 893  
EN 50385  
EN 60601-1-1  
EN 60601-1-2  
EN 55032  
EN 55024

#### RED 2014/53/EU

#### Low Voltage Directive 2014/30/EU

## Technical Specifications Wireless Indoor Access Point

### Operating Mode

#### Mesh/AP Mode

Two configuration options broaden the devices' adaptability to your network needs.

### Exquisite RF Management

#### Background Scanning

Regular scanning signal level of an environment to provide parameters for performing Auto Transmit power and auto channel.

#### Auto Transmit Power

Automatically adjust power level when EWS access points work at an environment.

#### Auto Channel

Automatically assign a clearly channel to perform RF transmission under a pervasive environment.

#### Fast Roaming (802.11k)

Collect the parameters of neighborhood Access Points to find the optimal AP.

#### Band Steering

Steer client devices to a proper frequency band for getting more bandwidth and speed under an Access Point.

#### RSSI Threshold

Kick the client which the signal (RSSI) is above the set value from the AP for reducing the interference and optimize the connecting quality.

### Optimize Performance

#### Quality of Service

Compliance with IEEE 802.11e standard  
Prioritizes voice over data for both tagged and untagged traffic  
Transmit video, voice and data at the same SSID

#### Power Save Mode

Support U-APSD

#### Pre-Authentication

Compliance with 802.11i & 11x

#### PMK Caching

Compliance with 802.11i  
If wireless client devices has authenticated to an access point, it does not perform a full authentication exchange when client devices roaming between access points.

#### Fast Roaming (802.11r)

Use a Fast Transition key to handover between Access Points

#### Multicast to Unicast Conversion

Using the IGMP protocol, an access Point delivers high definition content to a large number of clients simultaneously.

### Easy to Management

#### Multiple SSIDs

BSSID support  
Support 8 SSIDs on both 2.4GHz and 5GHz bands

#### Captive Portal

Differentiate the authority of users on using Internet access

#### Guest Network

Isolate each client for avoiding an unnecessary touch, leaking sensitive data, and enhancing Internet security and reliability.

#### VLAN Tag

Independent VLAN setting can be enable or disable. Any packet that enters the Device without a VLAN tag will have a VLAN tag inserted with a PVID (Ethernet Port VID)

#### VLAN Per SSID

Integrate VLAN ID with a SSID interface to forward packets over the defined path.

#### Management VLAN

Feature is enabled with specified VLAN ID, the device will only allow management access with the same specified VLAN ID from remotely location by using protocols such as telnet, SSH, snmp, syslog etc.

#### Traffic Shaping

Controls the bottle of bandwidth to offer the limited bandwidth for an individual SSID or each client per Access Point.

#### MAC Address Filtering

Filter up to 32 sets MAC addresses per SSID

#### E-Mail Alert

Provides a network monitoring tool for administrators to stay informed the configuration change.

#### Finger Printing

The value added solution collect information of client devices including name of devices, IP address, MAC address, Operating system version, transmitting and receiving data, and signal level.

#### Save Configuration as Users Default

Save the customized configuration as default value for different customer demands.

#### Wi-Fi Scheduler

Perform a regular reboot on access point at assigned schedule  
Perform it to enable or disable 2.4GHz or 5GHz interface from a period time.

#### SNMP & MIB

v1/v2c/v3 support  
MIB I/II, Private MIB  
CLI supported

#### RADIUS Accounting

Help operators to offload 3G to Wi-Fi seamlessly

#### Wireless Clients list

Provide the list to display real status of wireless client devices on this Access Point.

### Comprehensive Protection

#### Wireless Encryption Standard

WEP Encryption—64/128/152 bit  
WPA/WPA2 Enterprise (WPA-EAP using TKIP or AES)

#### Hide SSID in beacons

#### Rogue AP Detection

Enable the function to detect the fake access points in the environment.

#### L2 Isolation

Block the communication between the associated clients to communicate with other clients from all hosts on the same subnet.

#### Client Isolation

Block/isolate the communication between the associated clients under the same WLAN.

#### HTTPS

A secure communication protocol can be enabled to allow secure management web access over a computer network.

#### SSH Tunnel

A secure communication protocol can be enabled to allow secure remote shell access or command execution.

## RF Performance Specification Wireless Indoor Access Point

Channel	Data Rate	Transmit Power (Aggregated, dBm)	Receive Sensitivity (Aggregated, dBm)
802.11b 2.4 GHz	1 Mbps	26	-90
	2 Mbps	26	-90
	5.5 Mbps	26	-90
	11 Mbps	26	-82
802.11g 2.4 GHz	6 Mbps	26	-82
	54 Mbps	24	-65
802.11a 5 GHz	6 Mbps	26	-82
	54 Mbps	24	-65
802.11n HT20 2.4 GHz	MCS 0 / 8	26	-82
	MCS 7 / 15	26	-64
802.11n HT40 2.4 GHz	MCS 0 / 8	25	-79
	MCS 7 / 15	23	-61
802.11n HT20 5GHz	MCS 0 / 8	25	-82
	MCS 7 / 15	22	-64
802.11n HT40 5GHz	MCS 0 / 8	25	-79
	MCS 7 / 15	23	-61
802.11ac VHT20 5GHz	MCS0	25	-82
	MCS9	23	-59
802.11ac VHT40 5GHz	MCS0	24	-79
	MCS9	22	-54
802.11ac VHT80 5GHz	MCS0	24	-76
	MCS9	22	-51

\*Maximum RF performance of the hardware provided. Maximum transmit power is limited by local regulatory.

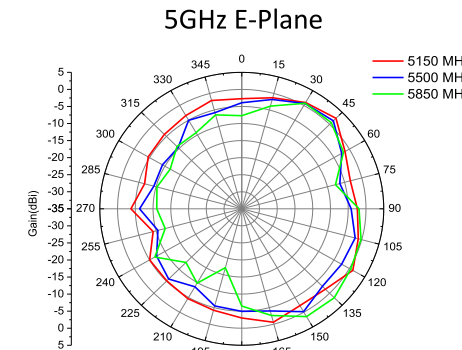
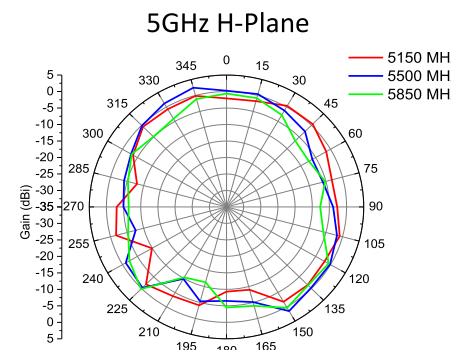
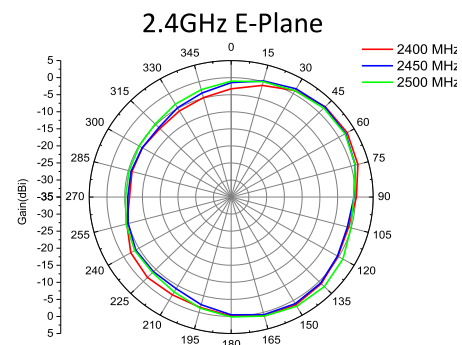
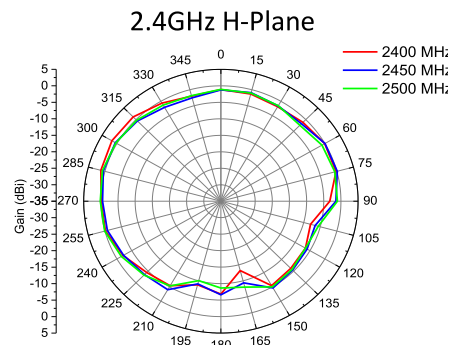
\*The supported frequency bands are restricted by local regulatory requirements.

\*Transmit power is configured in 1.0dBm increments.

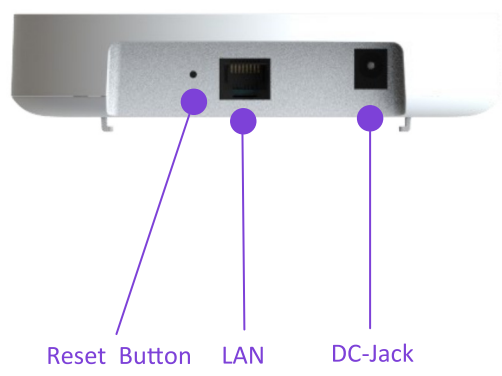
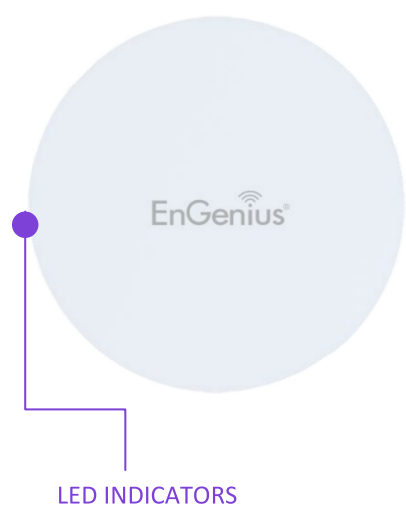



Antennas Patterns Wireless Indoor Access Point

EWS330AP



Physical Interfaces



	
Standards	802.11ac/a/b/g/n
Frequency	2.4GHz+5GHz
Data Rates	400Mbps + 867 Mbps
Antennas	2.4GHz: 5.0dBi; 5GHz: 5.0dBi
Physical Interface	1 x Gigabit LAN; 1x DC Jack
Radio Chains/Streams	2x2: 2

HQ , Taiwan  
www.engeniusnetworks.com

Costa Mesa, California, USA | (+1) 714 432 8668  
www.engeniustech.com

Dubai, UAE | (+971) 4 357 5599

Singapore | (+65) 6227 1088  
www.engeniustech.com.sg

Miami, USA | (+1) 305 887 7378  
pg.engeniustech.com es.engeniustech.com

Eindhoven, Netherlands | (+31) 40 8200 888  
www.engeniusnetworks.eu



Features and specifications subject to change without notice. Trademarks and registered trademarks are the property of their respective owners. These limits are designed to provide reasonable protection against harmful interference in a residential installation. This equipment generates, uses, and can radiate radio frequency energy and, if not installed and used in accordance with the instructions, may cause harmful interference to radio communications. Operation of this equipment in a residential area is likely to cause harmful interference in which case the user will be required to correct the interference at his/her own expense. Prior to installing any surveillance equipment, it is your responsibility to ensure the installation is in compliance with local, state and federal video and audio surveillance and privacy laws.

Version 0.9— 09/14/17