

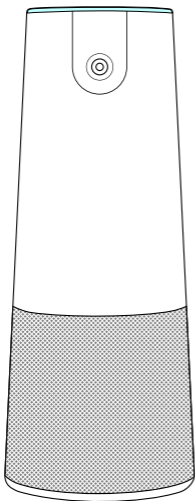


## **All-In-One Video Conference Camera**

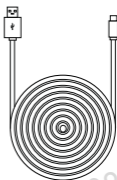
User Guide



## Package Contents



All-In-One  
Video Conference Camera



USB-C to USB-A Cable



User Guide

## Functions



115° wide-angle distortionless camera captures all meeting participants clearly.



4MP@30fps video call.



4-Element omnidirectional microphones array picks up voices with HD quality.



High quality, full range built-in speaker is optimized for human voice.



Up to 16.4-feet voice pickup radius and uninterrupted full-duplex two-way communication.

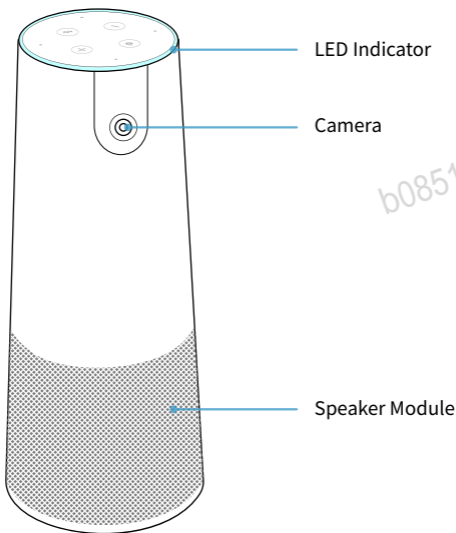


AI noise-suppression, echo-cancellation, and competent under various acoustic environments.

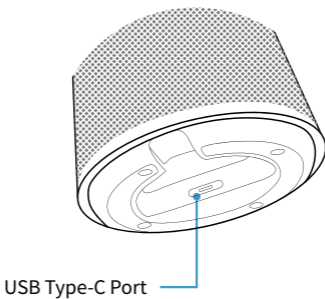
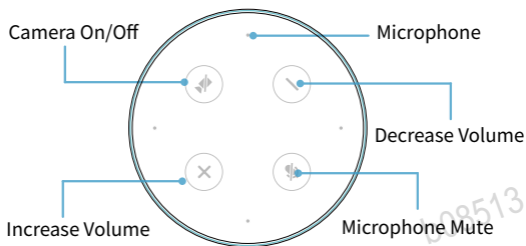


Plug & Play, connect to host device via USB.

## Product Overview

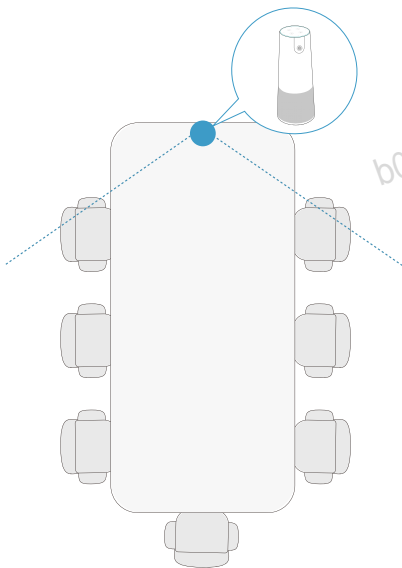


## Product Overview



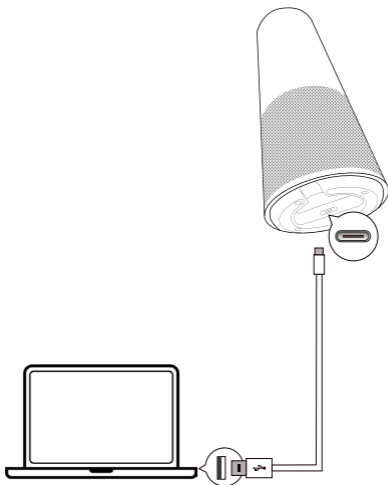
## Installation

Easy to use, just place the all-in-one video conference camera on the table.

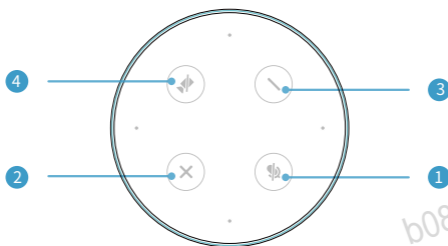


## Connecting

Connect it to your host device (PC or Mac) via the included USB Type-C cable.



## Button Instructions



### 1. Microphone Mute

Touch the button to mute or unmute the microphone.

### 2. Increase Volume

Touch the button to increase speaker volume.











### 3. Decrease Volume

Touch the button to decrease speaker volume.

### 4. Camera On/Off

Touch the button to turn the camera on or off.

## LED Indicator

	Power on
	USB device connected
	Microphone muted
	Camera off
  	Microphone and camera off
  	Firmware update is process

\*The actual color of the LED indicator may be slightly different from what you see on a printed matter.

## Notes & Warnings

Please read and follow all the safety instructions carefully.

1. Use the included USB cable to charge the device.
2. Unauthorized dismantlement and strong impact may damage the device.
3. Keep the device away from high-temperature environments, heat sources, strong magnetic, or electric fields.
4. Do not immerse the device in water or any other liquid. Store it in a dry and cool place.
5. Constant high volume sounds can harm human hearing.
6. Dispose of the packaging materials, device, battery, and other electronic components properly.
7. Do not dismantle, crush, or throw the battery into fire.
8. The packaging and the device contain small components that can be dangerous to children. Please keep them out of children's reach.
9. The device can be an interference source for other electronic devices and medical equipment.

## Product Information

### Dimensions

- 270mm(H)\*110mm(Φ)

### Weight

- 618g

### Camera Specs

- F/2.2 aperture
- 4MP Video Input
- 4MP Video Output
- Horizontal FOV 115°
- Automatic White Balance
- Automatic Exposure
- Fixed focus

### • Video Specs

- 4MP@30fps
- 16:9 Aspect Ratio

### Speaker Specs

- Rated Output Power: 3W
- Speaker Frequency  
Response: 20Hz ~20kHz
- Speaker Volume: 90dB SPL  
@0dB 1kHz at 0.5m

### Audio Specs

- 4-element Omnidirectional  
Microphone Array

### Connectivity

- USB Type-C

### USB Version

- USB 2.0

### Input

- 5V  $\overline{\text{---}}$  500mA

---

\*The above specifications are subject to change without notice.

